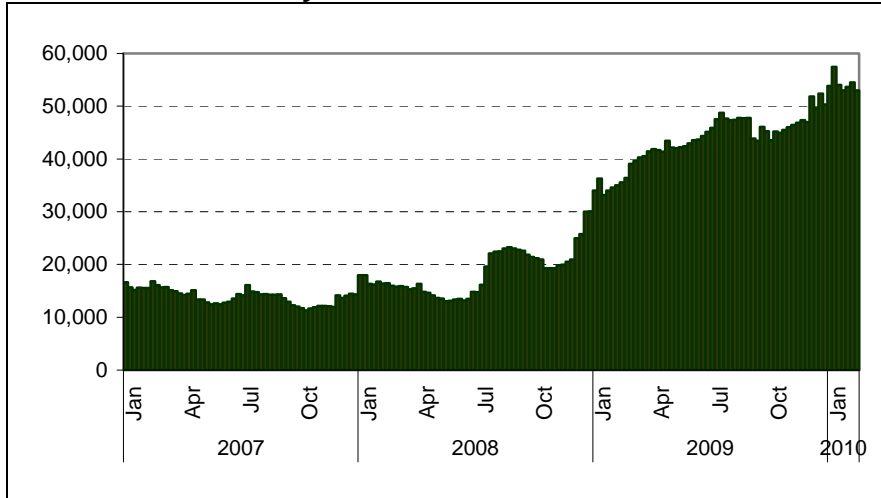




# Milwaukee Drilldown, February 2010

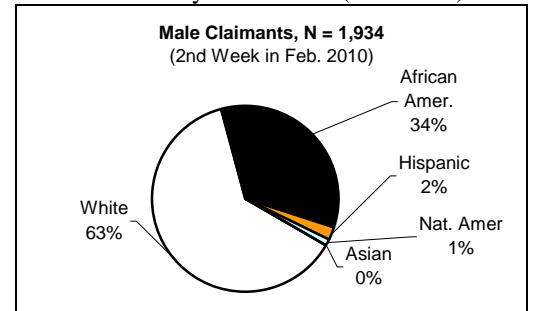
for the Milwaukee Area Workforce Investment Board, Inc.

54,000 laid-off workers in Milwaukee County were receiving weekly unemployment insurance (UI) checks in February 2010.



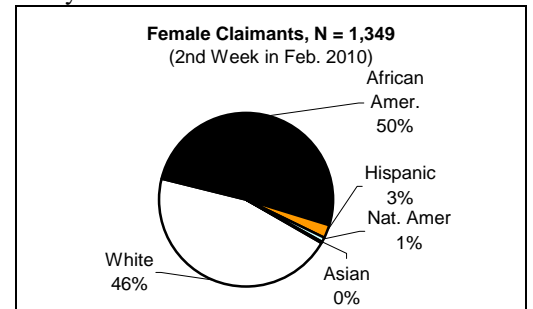
Layoffs are occurring in all industrial sectors. Laid-off UI workers were employed in manufacturing (22% of the total), administrative support- including temp agencies (20%), construction (9%), retail trade (9%), health and social services (8%), and food service and accommodations (7%), as of Qtr. 2, 2009.

63% of the new UI male claimants from Milwaukee County are whites. (Feb. 2010)

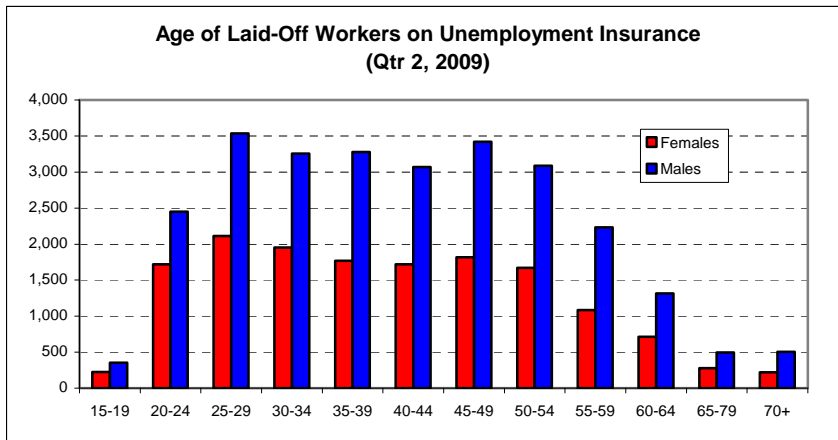
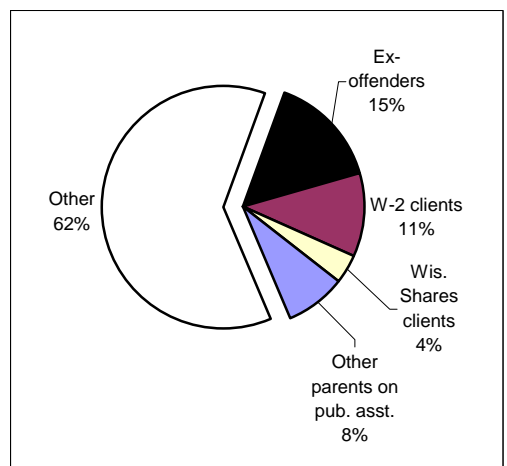


Most laid-off workers are of prime working age. Only 8% are aged 60 and above.

Half of new UI female claimants from Milwaukee County are African Americans.



At least 18,000 laid-off workers on UI are difficult-to-serve. (Qtr. 2, 2009)



No new mass layoffs or plant closings were announced by firms in Milwaukee County in January 2010.

Over 200,000 Milwaukee County residents are using FoodShare and BadgerCare Plus.

Safety Net Usage in Milwaukee County	January 2009	January 2010	Change
FoodShare (individuals)	165,668	202,652	+36,984
BadgerCare Plus (individuals)	170,415	201,351	+30,936
Wis. Shares child care subsidies (families)	14,727	13,374	-1,353
W-2 cash assistance (families)	4,793	6,524	+1,731

**Drilldown Data Sources:** Wisconsin departments of Children and Families, Health Services, and Workforce Development. (2/22/2010); **Understanding the Unemployed Workforce in Milwaukee County** (University of Wisconsin-Milwaukee Employment and Training Institute, 2009).

Prepared by the Employment & Training Institute, University of Wisconsin-Milwaukee and the Milwaukee Area Workforce Investment Board

Milwaukee Drill photo courtesy of Milwaukee Electric Tool Corporation