

Employment conditions have modestly improved with two months of lower unemployment rates estimated in April and May 2010 for all four counties (Milwaukee, Washington, Waukesha and Ozaukee), 10,550 more residents employed (May compared to March), declines in the laid-off workforce receiving unemployment insurance payments in June, and fewer home foreclosure filings in June. Use of government safety nets continues at a very high level.

- One in 3 children (under age 19) in the metro area is currently without private health insurance and enrolled in BadgerCare Plus. Most of that enrollment is concentrated in Milwaukee County where 1 out of every 2 children is enrolled in this federal/state health insurance program.

**Concentration of Children (under age 19) Enrolled in BadgerCare Plus**

	<u>Children Enrolled</u>	<u>Concentration</u>
Milwaukee County	122,743	1 in 2
Washington County	5,938	1 in 6
Waukesha County	11,658	1 in 8
Ozaukee County	2,605	1 in 8
4-county metro area	142,944	1 in 3

- The unemployment rate for the metro area (which had been worsening since October 2009) improved in April and May of 2010, dropping from 9.8% in March to 8.2% in May. **The unemployment rate improved in all four counties, with an estimated 10,551 more residents holding jobs in May than in March.**

**Improvements in Unemployment Rates and Number of Residents with Jobs**

<u>Unemployment by County</u>	<u>March 2010</u>	<u>May 2010</u>	<u>Est. Increase in # of Residents with Jobs</u>
Milwaukee County	10.5%	9.0%	+6,098
Washington County	9.9%	7.7%	+635
Waukesha County	8.8%	7.1%	+2,836
Ozaukee County	8.1%	6.5%	+982
4-county metro area	9.8%	8.2%	+10,551

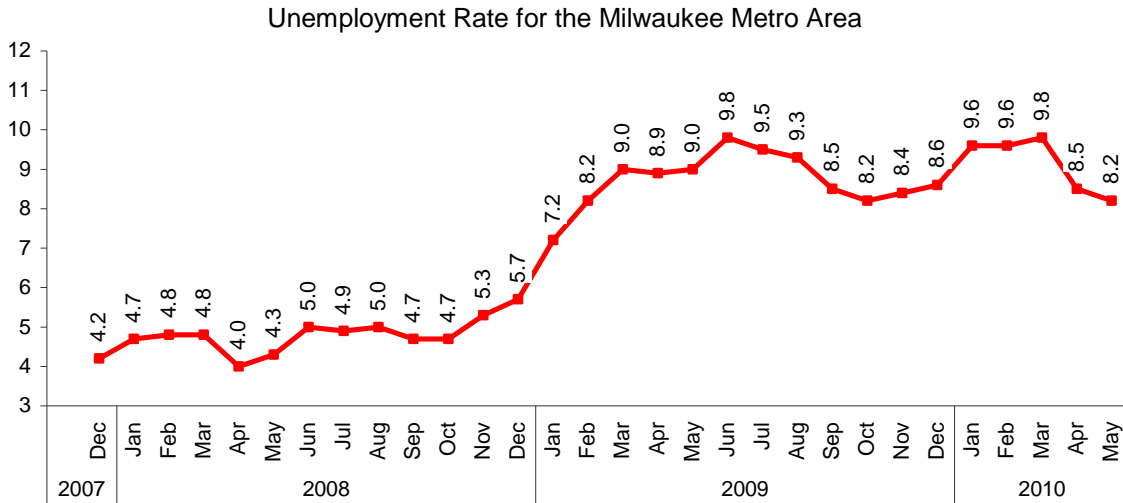
- Most of the job growth (86%) has been in the private sector, led by service providing firms (54%) and then goods producing companies (32%), according to the Department of Labor Current Employment Statistics (CES) data. The remaining job growth (14%) was in government jobs (mostly for federal census workers).
- The metro area workforce on layoff and receiving unemployment insurance payments dropped to 66,600 the third week in April, but passed 73,400 again in early May and then went down to 62,500 in late June. The volatility of the UI rolls suggests that job security remains a critical concern for employed workers.
- Meanwhile the metro area showed fewer home foreclosure filings in June than in any previous months in 2010. In the first six months of 2010 foreclosure filings were down in Milwaukee, Ozaukee and Washington counties but up by 17% over last year at this time in Waukesha County.

*The Greater Milwaukee Foundation is a family of over 1,000 individual charitable funds, each created by donors to serve the charitable causes of their choice. Grants from these funds serve people throughout Milwaukee, Waukesha, Ozaukee and Washington counties and beyond. Started in 1915, the Foundation is one of the oldest and largest community foundations in the world.*

*The University of Wisconsin-Milwaukee Employment and Training Institute addresses workforce training, transportation, and education needs of low-income and unemployed workers in Wisconsin through applied research, policy development, and technical assistance.*

**The unemployment rate for the metro area improved from 9.8% in March of 2010 to 8.2% in May.**

All four counties showed improvements in employment in both April and May.



*Data source: Wisconsin Department of Workforce Development, unadjusted rates. Some rates may be state modifications of original postings.*

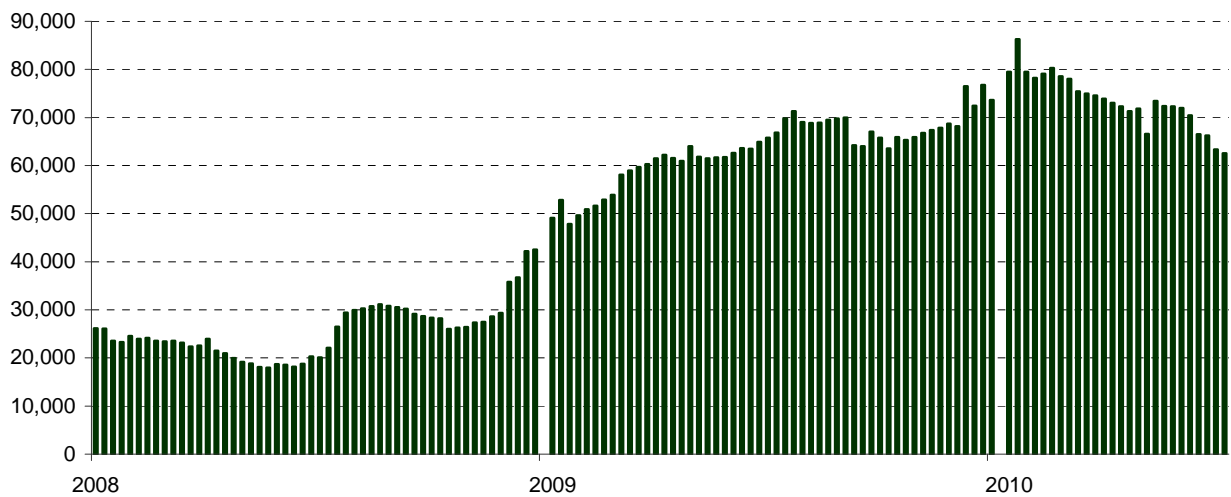
**The number of laid-off workers receiving unemployment insurance payments is declining, with fluctuations by week.**

In recent weeks the number of laid-off workers receiving unemployment insurance payments has fluctuated from 73,033 (the last week in March) to 66,607 (the fourth week in April), to 73,462 (the first week in May). to 62,497 (the last week in June).

The volatility of the labor market is seen in the fluctuating numbers of laid-off workers receiving unemployment insurance (UI) payments. The number of workers receiving UI had tripled since early 2008, due to widespread worker layoffs, extensions of the months workers can receive UI benefits, broadening of the qualifications for eligibility, and the lack of available jobs for those out of work. There has been a recent decline in workers receiving UI in the last few weeks as some workers are called back to work or find new jobs while others exhaust their UI benefits.

A review of unemployment insurance records for Milwaukee County workers showed that over half (58%) of those on UI had been permanently laid off from their last job.

Workers Receiving Weekly Unemployment Insurance Payments

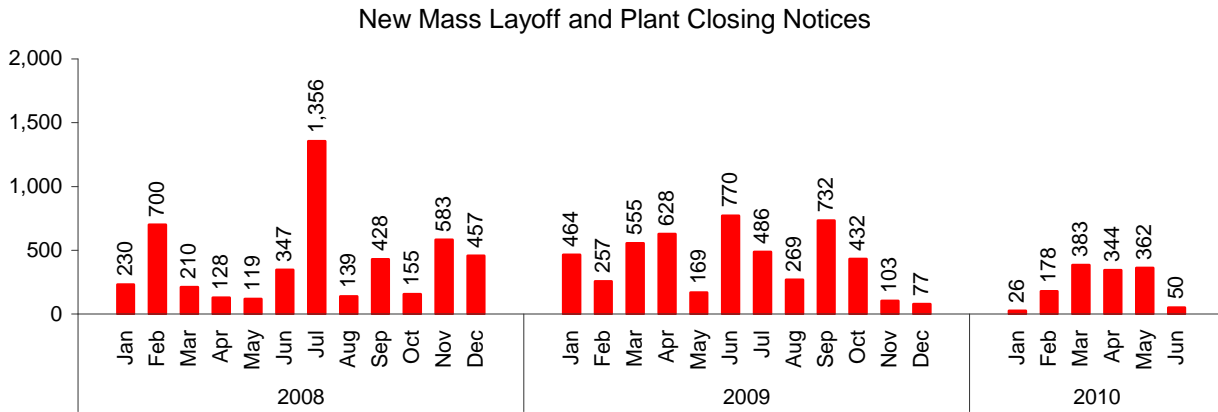


The lack of jobs remains one of the most critical issues facing the community. Across the Milwaukee area a job gap continues between the number of residents looking for work and the number of full-time jobs available. According to employer surveys in May 2009, in Milwaukee’s inner city there were 25 job seekers for every available full-time job opening; in the metro area as a whole the job gap was 12 to 1.

*Data sources: Wisconsin Department of Workforce Development; UWM Employment and Training Institute May 2009 job openings survey; UWM Employment and Training Institute 2010 report on “Understanding the UI Workforce in Milwaukee County.”*

**Fewer mass layoffs were reported in June 2010.**

Since January 2008 Milwaukee area companies have reported 11,739 mass layoffs and plant closing job notices to the state. The largest numbers of mass job losses were in Oak Creek, Milwaukee, Wauwatosa, Menomonee Falls, West Allis, Waukesha and Port Washington. One firm in Washington County issued a mass lay-off notice affecting 50 workers in June. The unemployment rolls indicate that additional worker layoffs are continuing not involving whole plants or large segments of firms’ workforce at one time. *Generally, business establishments (with at least 50 workers) must report anticipated worker reductions under a “mass layoff” (i.e., a reduction of at least 25% of the workforce) or “plant closing” (i.e., a permanent or temporary shutdown of an establishment).*

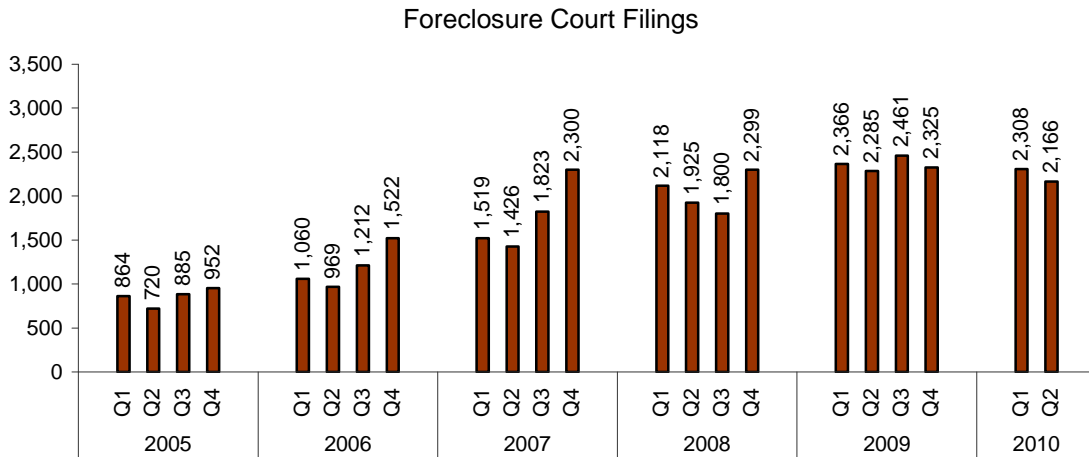


Data source: Wisconsin Department of Workforce Development. Historic data are updated.

**The housing crisis is not over. Since January 2008 there have been 22,053 court foreclosure filings.**

Foreclosure filings in circuit courts in Milwaukee, Waukesha, Washington and Ozaukee counties totaled 8,142 in 2008 and 9,437 in 2009 and showed 4,474 more filings in the first six months (January-June) of 2010. While Ozaukee, Milwaukee and Washington counties saw declines in foreclosures in 2010 through June compared to a year ago (14%, 7% and 4% declines, respectively), Waukesha County recorded a 17% increase (January-June 2010 compared to the first six months of 2009). All four counties had fewer foreclosure filings in June than in earlier months of 2010.

Several factors are exacerbating the housing crisis: high numbers of residents out of work, low housing prices, families and landlords with unaffordable mortgages (many subprime), interest rates still increasing on ARMs (adjustable rate mortgages), and the inability of many owners to refinance their loans.

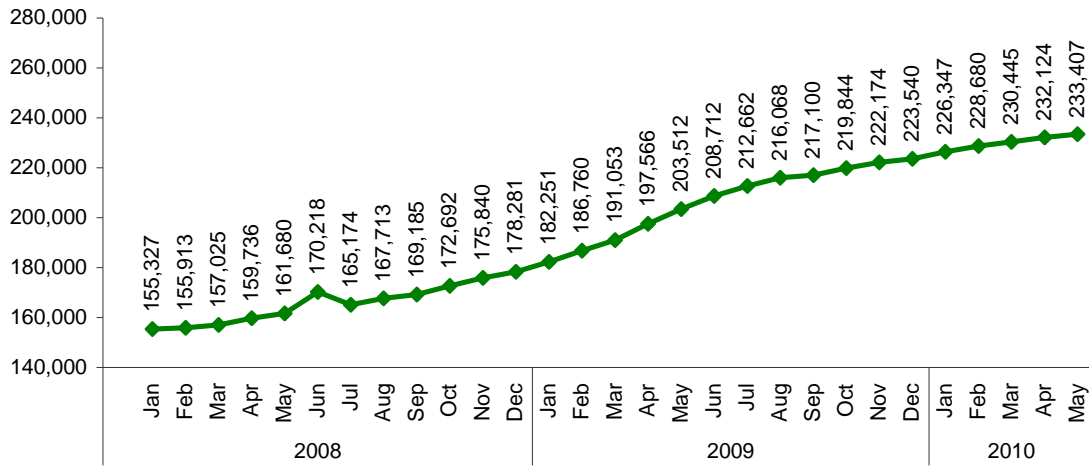


Data source: Wisconsin Consolidated Court Automation Program (CCAP). Some of these homes do not ultimately result in foreclosure and some properties may have multiple court filings listed.

**One out of 7 residents in metro Milwaukee is using FoodShare benefits to help with their grocery bills.**

Increasing numbers of residents are requesting FoodShare benefits (formerly food stamps) to help meet their basic food needs, and enrollments are at their highest level in the last quarter century in the four-county metro area. By May 2010, over 233,000 area residents were using the food program. Over the last 2 years over 78,000 more residents sought out FoodShare assistance. In May FoodShare benefits averaged \$120 per recipient in Milwaukee County and \$103 per recipient in the suburban (Waukesha, Ozaukee and Washington) counties.

FoodShare Recipients

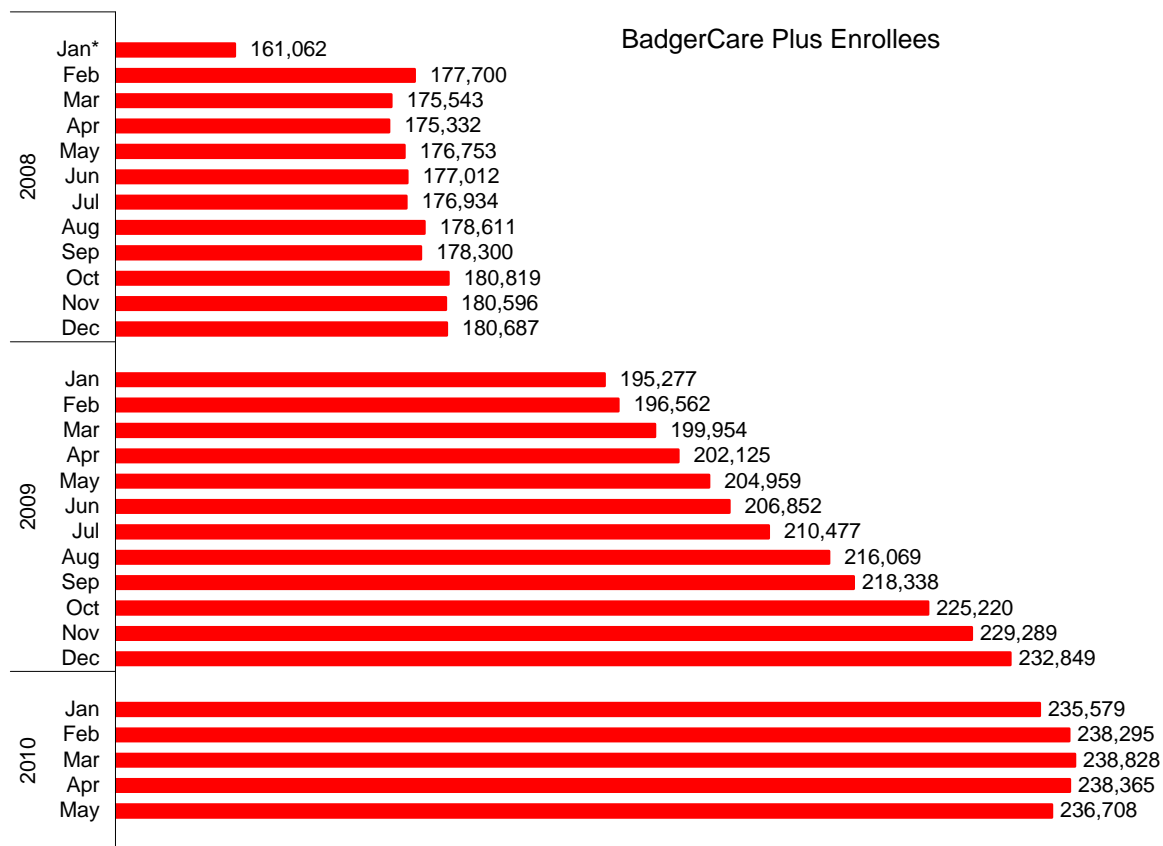


Data source: Wisconsin Department of Health Services

**BadgerCare Plus enrollments totaled 236,700 residents in May. 1 out of every 3 children (under age 19) in the metro area is enrolled in the program.**

In May 2010 enrollments of Milwaukee area residents in the BadgerCare Plus health care insurance program included 142,944 children (under age 19); 67,743 parents and caretakers, 5,356 pregnant women; and 20,674 single (i.e., non-caretaker) adults. In the four-county area 1 out of every 3 children has no private health insurance and is enrolled in BadgerCare Plus; in Milwaukee County 1 out of every 2 children is enrolled in BadgerCare Plus.

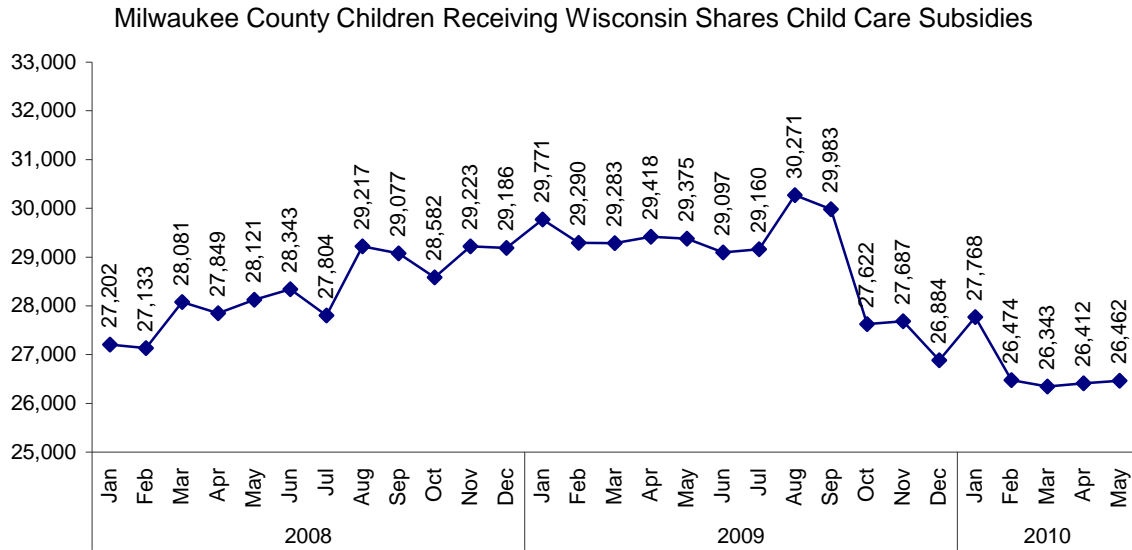
The recent decline in total enrollments is due to a 20% drop in the number of single (i.e., non-caretaker) adults enrolled in the Core Plan since January, due to the temporary statewide cap placed on the Core Plan. Legislation signed by Governor Jim Doyle in late April will open up enrollments for single adults and extend coverage beginning in July.



Data source: Wisconsin Department of Health Services. \*January 2008 totals are for period before the BC+ program was implemented.

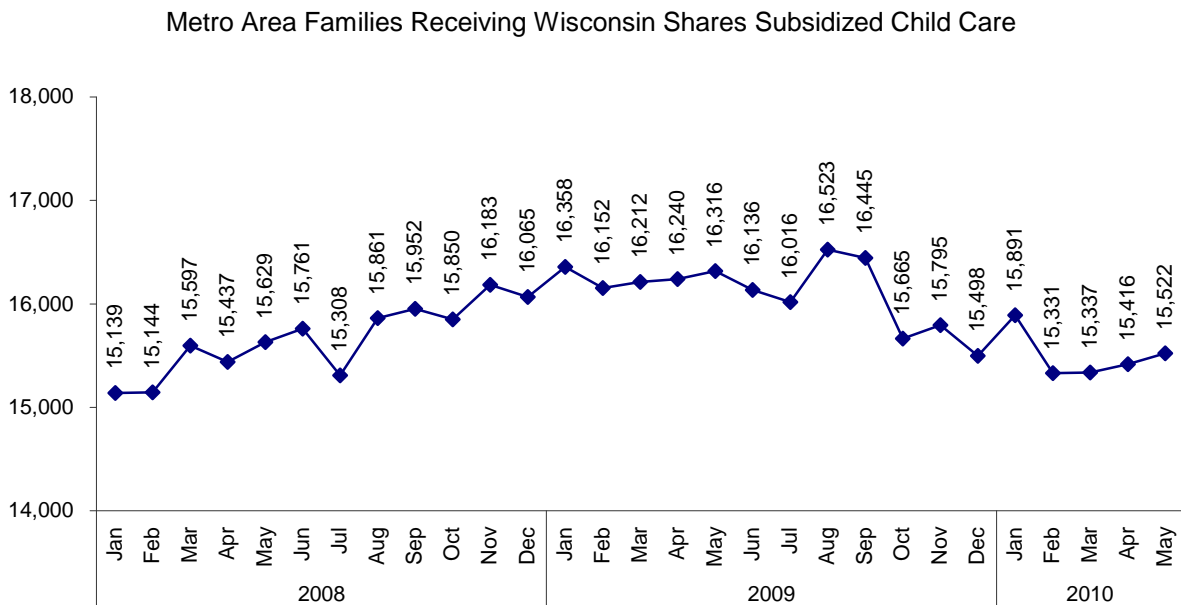
**26,462 Milwaukee County children received Wisconsin Shares child care subsidies in May 2010, down by 3,570 from September.**

As of May a total of 26,462 children in 13,982 families in Milwaukee County were participating in the Wisconsin Shares program. The number of children in subsidized care is down by 3,570 (12%) from last September, as fewer single parents remain employed during the recession. *[Child enrollment data are not reported separately for the other counties.]*



**15,522 families in the four-county metro area received Wisconsin Shares child care subsidies in May 2010.**

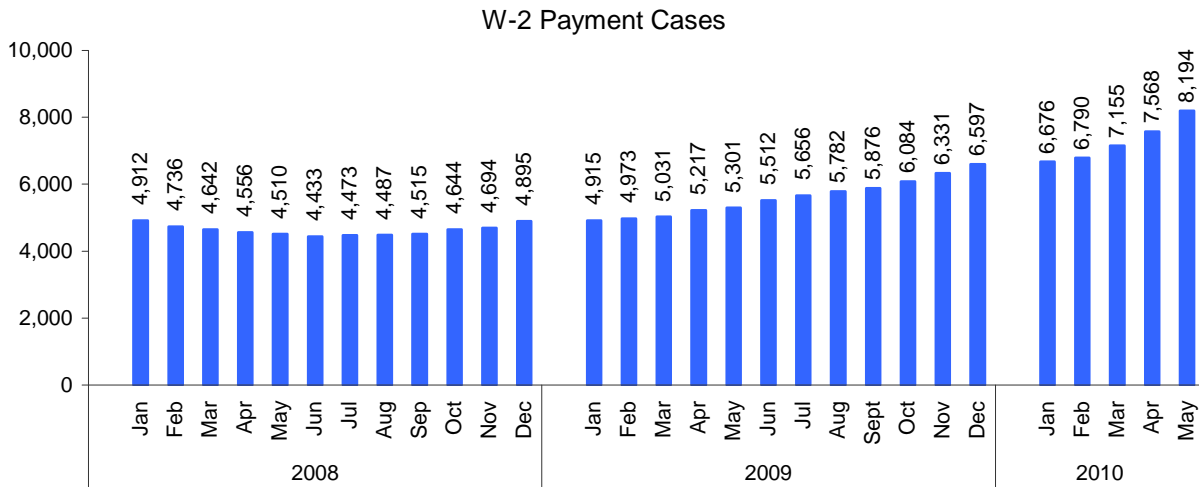
As of May a total of 15,522 families were participating in the Wisconsin Shares program. These include 13,982 Milwaukee County families, 224 Ozaukee County families, 384 Washington County families, and 932 Waukesha County families. About half (48%) of the Wisconsin families in the Shares program reside in metro Milwaukee and 43% reside in Milwaukee County.



Data source: Wisconsin Department of Children and Families

**W-2 income support cases were up to 8,194 in May, up 67% since January 2008.**

In May 8,194 Milwaukee area families received “W-2” cash income under the federal TANF program (Temporary Assistance for Needy Families) replacing AFDC. In the last month 626 more families began receiving W-2 cash assistance. W-2 enrollments still remain low compared to the tens of thousands of laid-off workers receiving unemployment insurance. Many unemployed single parents have exhausted their UI benefits or did not qualify for UI checks because they left their jobs voluntarily and then were unable to find other work, had not worked a sufficient number of weeks and hours prior to layoff, or their prior employment was informal and not part of the UI system.



Data source: Wisconsin Department of Children and Families

Prepared for the Greater Milwaukee Foundation by Lois Quinn, University of Wisconsin-Milwaukee Employment and Training Institute (7/7/2010).

“Vital Signs” are updated monthly at [www.greatermilwaukeefoundation.org](http://www.greatermilwaukeefoundation.org). For additional research on labor force needs and safety nets, see the Employment and Training Institute website at [www.eti.uwm.edu](http://www.eti.uwm.edu).