



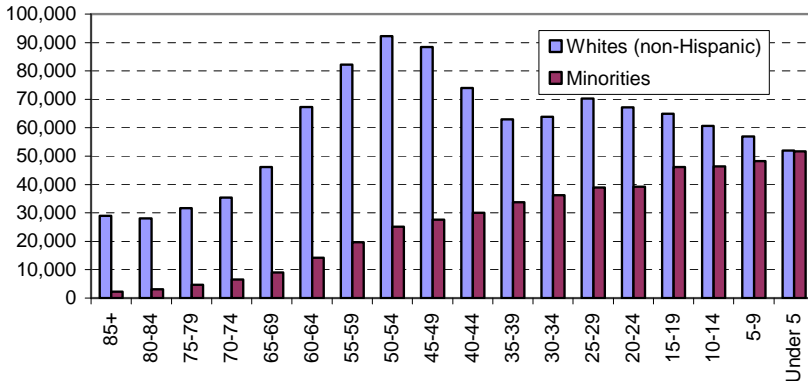
# Milwaukee Drilldown, August 2011

for the Milwaukee Area Workforce Investment Board, Inc.

## New 2010 census data show minority populations in the Milwaukee metro area reaching 50% among youth.

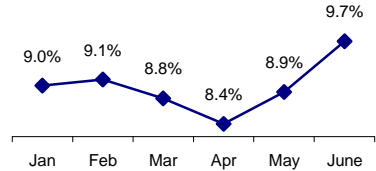
The white populations are peaking in their fifties, with a modest baby boom echo among 20-year-olds while minority populations are showing steady growth by age. Engagement of African Americans, Hispanics, Asians, Native Americans and other non-whites will be key for the coming-of-age labor force.

Growing Minority Population in Milwaukee MSA: Age in 2010 Census



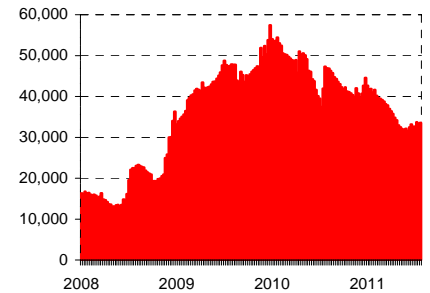
## Monthly Economic Data for Milwaukee County

**Unemployment:** The Milwaukee County unemployment rate in June 2011 jumped to 9.7%.



**Plant closings:** No new plant closings or mass layoffs were announced in July.

**Unemployment insurance:** 34,384 laid-off workers in the county were receiving weekly UI payments at the beginning of August, down substantially from last year.



**Families receiving W-2:** 10,702 Milwaukee County families received W-2 cash assistance in July 2011.

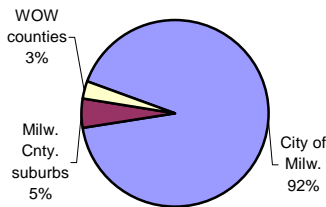
**Wisconsin Shares:** 26,903 children from 14,258 Milwaukee County families received \$18 million in subsidized child care in July. The number of children served in July was the highest level for the county since July of 2010.

**FoodShare:** 222,633 county residents (another monthly high) received \$27.7 million in FoodShare benefits in June.

**BadgerCare Plus:** 203,293 county residents were in the BC+ program in July. The number of non-parent adults allowed in the Core Plan is continuing to decline.

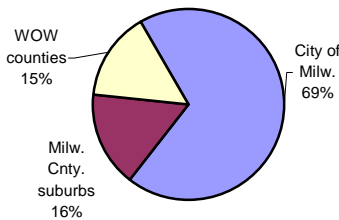
## Youth under Age 15: 2010 Census, Metro Milwaukee

### 72,452 African Americans



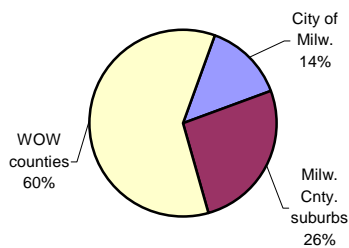
African Americans and Latinos remain highly concentrated in the city of Milwaukee where 83% of youth under age 15 are minorities. The 2010 Census showed growing diversity in the Milwaukee County suburbs where 27% of the youth under age 15 are now minorities. In Ozaukee and Washington counties, however, only 11% of youth under age 15 are minorities, as are 16% of youth in Waukesha County.

### 49,784 Hispanics



Racial isolation of **African American** youth is continuing, according to the 2010 Census. In the metro area, 92% of the African American youth under age 15 live in the city of Milwaukee, while only 5% live in the Milwaukee County suburbs, and even fewer (3%) live in the three WOW counties.

### 169,489 whites (non-Hispanic)



For the **Hispanic** population, the 2010 Census reported 69% of the youth under age 15 living in the city of Milwaukee, 16% in the Milwaukee County suburbs, and 15% in the WOW counties.

Meanwhile, 60% of **white** youth under age 15 live in the WOW counties, 26% live in the Milwaukee County suburbs, and only 14% live in the city of Milwaukee.

*Data Sources: 2010 U.S. decennial census; Wisconsin departments of Children and Families, Health Services, and Workforce Development. (8/10/2011)*