



Milwaukee Drilldown, January 2012

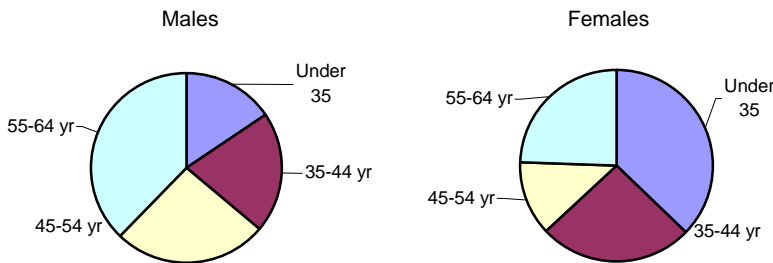
for the Milwaukee Area Workforce Investment Board, Inc.

Military veterans bring technical training and OJT experience to the Milwaukee County labor force.

The newly released U.S. Census Bureau American Community Survey 5-year estimates (2006-2010) identified 25,444 veterans ages 18 through 64 in the Milwaukee County civilian labor force.

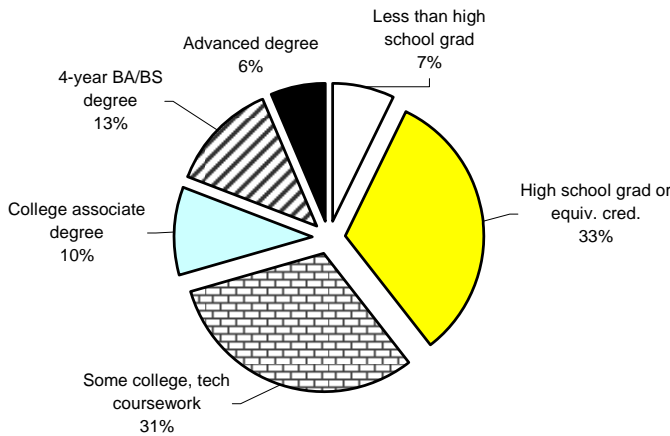
- The largest cohort of male veteran workers is the 55 to 64 year old population, while the female veteran workers are younger.

Veterans (Ages 18-64) in the Milwaukee County Workforce



- A fourth of male veteran workers and a fifth of female veteran workers are African Americans. 88% of the veteran workers are males.
- In addition to their technical and on-the-job training gained in the service, 93% of working-age veterans in the county have completed high school or an equivalency credential. Sixty percent have had postsecondary education, and 29% have earned associate, bachelor's, master's, or advanced professional degrees.

Educational Attainment of Veterans (ages 18-64) in Milwaukee County



- As a group, veterans showed lower unemployment rates than those without military experience but were still badly hit by the recession. According to ACS (2010), the unemployment rate for veterans (ages 18-64) was 10.8% in 2010, compared to a 12.3% unemployment rate for workers in the county without military service.

Monthly Economic Data for Milwaukee County

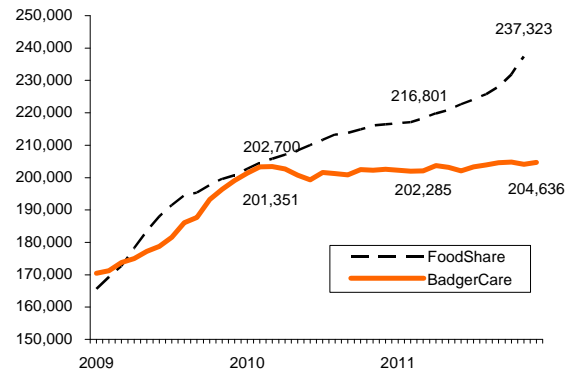
Unemployment: The Milwaukee County unemployment rate was estimated at 8.2% in November 2011. The unemployment rate has improved every month since June. No new plant closings or mass layoffs were announced in December.

Unemployment insurance: 35,092 laid-off workers in the county were receiving weekly UI payments in early January of 2012, down by 21% from a year ago.

FoodShare: 237,323 county residents received FoodShare (i.e., federal Supplemental Nutrition Assistance Program) benefits in November, averaging \$4.15 per person per day. Statewide, 40% of adult recipients of FoodShare are employed.

BadgerCare Plus: 204,636 county residents were in the BC+ program in December. The 2011 data show a growing gap between the number of residents qualifying for the FoodShare program and those receiving health care services under BadgerCare.

Growing Gap between Milwaukee County FoodShare and BadgerCare Enrollments



Wisconsin Shares: 25,388 children from 14,077 Milwaukee County families received child care subsidies totaling \$14 million in December.

Families receiving "W-2": 10,542 Milwaukee County families received "W-2"/TANF cash assistance payments in December 2011.

Data Sources: Wisconsin departments of Children and Families, Health Services, Revenue, and Workforce Development (1/24/2012).