


EDUCATIONAL FOLLOW-UP STUDY OF
JUVENILES RELEASED FROM
ETHAN ALLEN AND LINCOLN HILLS SCHOOLS

November, 1982

University of Wisconsin System
EMPLOYMENT & TRAINING INSTITUTE
eti IS A PROGRAM OF **WUOX** DIVISION OF URBAN OUTREACH



EDUCATIONAL FOLLOW-UP STUDY OF
JUVENILES RELEASED FROM
ETHAN ALLEN AND LINCOLN HILLS SCHOOLS

November, 1982

This research report was prepared under a grant from
the Wisconsin Department of Public Instruction
for the Division of Corrections -
Research was conducted and coordinated by Lois Quinn.

Juvenile Correction Vocational Education Project

Principal Investigator(s):
Dean Martin Haberman
Philip E. Lerman

Project Coordinator:
John M. Pawasarat

Research Coordinator:
Lois M. Quinn

Research Director:
Dr. William Feyerherm

Program Assistant:
Mary F. Eagan

TABLE OF CONTENTS

I. Executive Summary	1
II. Research Methodology	3
III. Educational Attainment While Incarcerated	5
High School Graduates	5
Youth Obtaining GED Certificates	5 - 6
Credits Earned in the Institutions	6
Total Credits Earned at Time of Release	6 - 8
IV. Educational Experiences After Release from The Institutions	9
High School Graduates	9 - 10
Youth Earning GED's After Release	10 - 11
School Drop-outs	11
Youth Under Field Supervision	12
V. Recidivists in Adult Prisons in Wisconsin	13
VI. Educational Background of Youth Incarcerated at Ethan Allen and Lincoln Hills	14
Prior Schools Attended	14 - 15
High School Credits Prior to Incarceration	16
Reading and Math Scores	17 - 18
VII. Demographic Characteristics of 1979 Juvenile Releases	19
Sex	19
Race	19
County of Commitment	20 - 21
Age Upon First Admission	22
Number of Commitments	22
Total Period of Incarceration	22 - 23

I. EXECUTIVE SUMMARY

This follow-up study examined the educational experiences of 759 youth released from Ethan Allen and Lincoln Hills Schools during 1979. Ethan Allen and Lincoln Hills school records for each youth were reviewed as well as transcripts from schools attended before and after release. (105 public and 16 private schools provided student transcripts to the Department of Public Instruction.) In addition, forty-three parole officers were contacted for further information on youth whose school records were in question.

Highlight of Findings

- - The follow-up study identified only 24 youth (3.2% of the total population) who completed a traditional high school program. Half of these youth received their diplomas while incarcerated, the other half after release.
- - None of the 156 youth expected to return to Milwaukee Public Schools graduated. Only 2 students graduated out of 186 youth expected to return to school districts with 5,000 - 25,000 students.
- - 221 youth (29% of the total) received the General Educational Development (GED) certificate during incarceration at Ethan Allen and Lincoln Hills Schools. 80 youth completed their GED after release.

<u>High School Status</u>	<u>Number of Youth</u>	<u>Percent of Total</u>
High school graduate	24	3.2%
Earned GED	301	39.7
Still in school*	10	1.3
Non-completers	385	50.7
More data needed on youth	39	5.1
<hr/>		
TOTAL YOUTH	759	100.0%

* Includes 8 youth presently incarcerated.

- - 61% of the youth who earned GED certificates while incarcerated had earned fewer than 4 high school credits in their community school. When initially incarcerated, 15% of these youth were reading at a 6th grade level or below and 34% were tested in math at the 6th grade level or below.
- - For many youth Ethan Allen and Lincoln Hills schools provided their first successful high school educational experience. 48% of all 15, 16 and 17 year old youth arrived at the correctional institutions with no high school credits. (The median number of credits earned by youth prior to incarceration was 0.4.)

CREDITS EARNED BY YOUTH PRIOR TO INCARCERATION

Credits Earned Prior to First Admission	Age Upon Admission			All Youth 15-17	Percent of Total
	15 yr.	16 yr.	17 yr.		
0	135	95	33	263	47.7%
1-4	46	54	27	127	23.0
5-9	30	53	42	125	22.6
10-14	2	11	14	27	4.9
15 or more	1	2	7	10	1.8
TOTAL	214	215	123	552*	100.0%

* Data missing for 5 youth.

- - One-half of the incarcerated youth earned 1-4 credits while at Ethan Allen or Lincoln Hills Schools and 20% earned 5 or more credits toward high school graduation.
- - In spite of the credits earned by youth at Ethan Allen and Lincoln Hills, most youth remained significantly behind their peer group in credits needed for high school graduation. Of the 519 youth expected to return to school after their releases, 85% were at least one grade behind their peers and 37% were two or more years behind.
- - All juveniles were tested in reading and math at the reception centers upon admission to Ethan Allen and Lincoln Hills. These tests indicated a wide range of reading and math abilities, with many youth requiring remedial help. At Ethan Allen, 40% of the youth were initially tested at reading levels below the 6th grade and at Lincoln Hills 22% of the youth read below this level. (Post-tests are not presently given at the time of release.)
- - 145 youth (19% of the total) have been incarcerated as adults in Wisconsin prisons. 60% of these inmates did not complete high school or earn a GED prior to their incarceration as adults.

II. RESEARCH METHODOLOGY

The Division of Corrections (DOC) of the Wisconsin Department of Health and Social Services operates two institutions for delinquents whose custody has been transferred to it by the courts: Ethan Allen School, located at Wales, and Lincoln Hills School, located at Irma. Ethan Allen, a medium security facility, serves boys, primarily from counties in the southern part of the state. Lincoln Hills serves boys from the northern areas of Wisconsin and girls from all over the state.

In February of 1982, at the request of the Division of Corrections, the Employment and Training Institute of the University of Wisconsin engaged in a project to assist the vocational education staff and the DOC administration in evaluating the educational needs of juveniles incarcerated at Ethan Allen and Lincoln Hills Schools. The Project was funded by the Wisconsin Department of Public Instruction who assisted in project planning and execution. As part of that effort, an educational follow-up study was initiated for all youth released from Ethan Allen and Lincoln Hills during calendar year 1979.

The 1979 releases were selected for two reasons. First, most of these youth were incarcerated under the 1978 Children's Code which allows youth to be placed in secured correctional facilities only if they have committed crimes which would be punishable by a sentence of six months or more if committed by an adult (s. 48.34). Secondly, most of the youth released in 1979 are now of adult age and have had sufficient time to complete their high school education.

PRESENT AGE OF 1979 RELEASES FROM ETHAN ALLEN & LINCOLN HILLS

Present Age	Number of Youth	Percent of Total
16 Years	3	0.4%
17 Years	23	3.0
18 Years	73	9.6
19 Years	131	17.3
20 Years	239	31.5
21 Years	290	38.2
Total	759	100.0%

Data Sources

Data was collected on the entire population of 759 youth released from Ethan Allen and Lincoln Hills in 1979. The following data sources were used:

1. Institutional files at Ethan Allen and Lincoln Hills were reviewed. Data obtained included test scores from the initial screening at the school, class cards, school transcripts, the youth's educational plan after release, social service records, and transcripts from schools attended prior to admission to the institution.

2. Computerized records were obtained from the Division of Corrections, which included demographic characteristics of each youth and records of admissions and releases from state juvenile and adult correctional facilities through July, 1982.
3. Transcripts were requested in June, 1982 from public and private schools students were expected to attend after release. 105 public schools and 16 private schools provided student transcripts to the state Department of Public Instruction, which were reviewed by Employment and Training Institute staff.
4. Where a post-release school could not be identified for a youth or the student did not return to his or her community school, the parole officer (if available) was contacted to elicit information on whether the youth returned to school and completed. In all, 43 parole officers provided additional information on 1979 released youth.
5. The files of the state Department of Public Instruction were reviewed to develop a complete list of all ex-offenders who received a General Educational Development (GED) certificate after release from the institutions.

III. EDUCATIONAL ATTAINMENT WHILE INCARCERATED

There were several important limitations placed upon the Ethan Allen and Lincoln Hills Schools in their work to further the education of incarcerated youth. First, most youth entered with a poor or non-existent record of success in their community schools. The majority were far behind their peers in credits needed for completion of a traditional high school course of study. Secondly, most students needed remedial help with basic reading and math skills required in academic and vocational subjects. Also, the period of incarceration varied significantly among the youth, with many youngsters staying only a few months.

High School Graduates

Twelve youth earned their high school diplomas while incarcerated -- seven from Ethan Allen and five from Lincoln Hills. These twelve youth had the following characteristics:

- - Eight of the youth had earned over 10 credits prior to incarceration. Three youth had earned five credits and one youth entered the institution with no credits.
- - Most of the graduates had higher reading and math scores than other offenders. At the time of their first admission their median reading and math scores were at the 7th grade level. (Two youth had reading scores below the 6th grade level at the time of their first admission.)
- - The total period of incarceration for these youth ranged from 2 to 32 months (including time spent on furloughs and trial visits). Five juveniles were incarcerated for six months or less, two for 7-10 months, three for 17-22 months, one for 27 months and one for 32 months.
- - Seven of the youth were committed to Ethan Allen or Lincoln Hills once. Four youth were admitted twice, and one youth served three terms at the schools.

Youth Obtaining GED Certificates

Significantly, 221 youth earned their General Educational Development (GED) certificates while incarcerated. (The GED certificate is a high school equivalency degree which may enable youth to acquire jobs or enroll in further educational programs otherwise closed to non-graduates. The GED program was open to 17 and 18 year olds, although some 16 year olds prepared for the exams.)

YOUTH OBTAINING CERTIFICATION WHILE INCARCERATED

High School Certification	Ethan Allen Youth		Lincoln Hills Youth		Both Schools Youth	
	Number	Percent of All Youth	Number	Percent of All Youth	Number	Percent of All Youth
High School Graduate	7	1.6%	5	1.5%	12	1.6%
GED Certification	118	27.3	103	31.5	221	29.1

Youth obtaining GED's while incarcerated had the following characteristics:

- - 61% of these youth had earned fewer than 4 credits toward a traditional high school diploma. 29% had completed 1-2 years of high school coursework.
- - Many of these youth needed remedial help in reading and math before preparing for their GED exams. 15% of the youth had a tested reading level of 6th grade or below when they first entered the institution's school. 34% of the youth tested at a 6th grade level or below in math at the time of their first admission to Ethan Allen and Lincoln Hills.
- - Slightly over one-half of these youth were incarcerated more than once. 41% of the youth were admitted two times, 10% were admitted three times, and 3% three to four times.

Credits Earned in the Institutions

71% of the 1979 releases earned at least one credit while incarcerated, and about 1/4 of the youth completed at least one year of schooling. A number of youth worked on their GED equivalency diplomas rather than emphasizing Carnegie credits for traditional high school graduation. For example, 68 of the 216 youth earning no credits in the institution acquired a GED certificate prior to release.

CREDITS EARNED AT ETHAN ALLEN & LINCOLN HILLS DURING INCARCERATION

Credits Earned	Number of Students	Percent of Total	Cummulative Percentage
14-17	5	0.7%	0.7%
9-12	24	3.2	3.9
5-8	125	16.8	20.7
1-4	375	50.3	71.0
0	216#	29.0	100.0
Total	745*	100.0%	

Includes 68 youth who earned their GED's while incarcerated.

* Data missing for 14 youth.

Total Credits Earned at Time of Release

In spite of the credits earned while incarcerated, most youth upon release were far behind their peers in credits needed toward graduation in traditional community high schools. High school records were examined for 1979 releases who did not graduate or complete GED programs while incarcerated. Of 519 youth expected to return to school, 85% were at least one grade behind their peers in high school coursework completed. 37% of these youth were two or more years behind their peers in credits needed for graduation.

TOTAL CREDITS EARNED AT TIME OF RELEASE FROM INSTITUTIONS

Total Credits Earned#	Number of Youth by Age at Last Release						All Youth
	13 yr.	14 yr.	15 yr.	16 yr.	17 yr.	18 yr.	
0 Credits	2	17	22	18	17	16	92
1-4	--	6	26	61	52	52	197
5-9	--	5	9	50	78	37	179
10-14	--	1	--	13	16	12	42
15 or more	--	--	--	2	4	3	9
Total	2	29	57	144	167	120	519*

Includes credits earned at Ethan Allen and Lincoln Hills as well as credits acquired prior to incarceration.

* Does not include youth who graduated or earned GED's while incarcerated.

The problem of youth with insufficient credits for graduation is particularly severe for 17 and 18 year olds. At Ethan Allen 94% of these youth were at least one grade behind their peers in credits needed for graduation, and 2/3 were 2 or more grades behind.

TOTAL CREDITS EARNED AT TIME OF LAST RELEASE FROM ETHAN ALLEN

Total Credits Earned#	Number of Youth by Age at Last Release						All Youth
	13 yr.	14 yr.	15 yr.	16 yr.	17 yr.	18 yr.	
0	1	9	17	11	13	14	65
1-4	--	3	8	35	27	37	110
5-9	--	2	3	24	43	27	99
10-14	--	1	--	7	7	8	23
15 or more	--	--	--	1	2	1	4
Total	1	15	28	78	92	87	301*

Includes credits earned at Ethan Allen as well as credits acquired prior to incarceration.

* Does not include youth who graduated or earned GED's while incarcerated.

A slightly lower percentage of students at Lincoln Hills were below grade level in total credits earned at the time of release. At the time their release 88% of the 17 and 18 year old youth at Lincoln Hills were at least one grade behind their peers in credits needed for graduation, and 1/2 were 2 or more grades behind.

TOTAL CREDITS EARNED AT TIME OF LAST RELEASE FROM LINCOLN HILLS

Total Credits Earned #	Number of Youth by Age at Last Release						All Youth
	13 yr.	14 yr.	15 yr.	16 yr.	17 yr.	18 yr.	
0 Credits	1	8	5	7	4	2	27
1-4	--	3	18	26	25	15	87
5-9	--	3	6	26	35	10	80
10-14	--	--	--	6	9	4	19
15 or more	--	--	--	1	2	2	5
Total	1	14	29	66	75	33	218*

Includes credits earned at Lincoln Hills as well as credits acquired prior to incarceration.

* Does not include youth who graduated or earned GED's while incarcerated.

IV. EDUCATIONAL EXPERIENCES AFTER RELEASE FROM THE INSTITUTIONS

Individual student files were reviewed to identify the schools each youth was expected to attend after release from the juvenile corrections institutions. Lists were also obtained of all additional community and private schools provided transcripts from Ethan Allen or Lincoln Hills after the youth's release. This information was forwarded to the Wisconsin Department of Public Instruction, who contacted 110 public schools and 18 private schools for copies of student transcripts for youth in this study. 105 public schools and 16 private schools provided the data requested.

Where possible, if school records indicated that a youth had not enrolled in the school identified, the parole officer was contacted to elicit information on whether the youth returned to school or graduated. In all, 43 parole officers provided information on youth in the study.

The follow-up study identified only 24 youth who completed a traditional high school program, including the twelve youth who graduated while incarcerated. 301 youth earned GED high school equivalency certificates, including 221 youth who were certified while incarcerated. At least 385 of the 519 youth who were released from the institutions without a degree have dropped out of school.

HIGH SCHOOL STATUS OF YOUTH RELEASED FROM INSTITUTIONS IN 1979

High School Status	Number of Youth	Percent of Total
High School Graduate	24	3.2%
Earned GED	301	39.7
Still in School*	10	1.3
Non-completers	385	50.7
More data needed on youth	39	5.1
Total Youth	759	100.0%

* Includes 8 youth presently incarcerated.

High School Graduates

The follow-up study of 1979 releases from Ethan Allen and Lincoln Hills Schools was able to identify only 12 youth who graduated from high school after their release. These youth had the following characteristics:

- - One of the youths was incarcerated at Ethan Allen. The other eleven were released from Lincoln Hills.
- - Most of these youth returned to smaller school districts in the state.

YOUTH GRADUATING FROM HIGH SCHOOL AFTER RELEASE

<u>School District Size (1980-81)</u>	<u>Number of Youth</u>	<u>Percent of Total</u>
Under 1,000	1	8%
1,000 - 2,999	7	58
3,000 - 4,999	2	17
5,000 - 9,999	2	17
Over 10,000	0	--
Total	12	100%

- - All of these youth showed strong reading and math abilities upon their first admission to the institutions. All tested at 7th grade or above in reading and 6th grade or above in math.
- - Most youth earned 2-4 credits while incarcerated. (Three youth, incarcerated for less than 6 months, earned no credits.) Total credits earned at the time of release varied significantly.

TOTAL CREDITS EARNED BY YOUTH WHO GRADUATED AFTER RELEASE

<u>Total Credits Earned at Time of Release*</u>	<u>Age Upon Last Release</u>				<u>Total</u>
	<u>15 yr.</u>	<u>16 yr.</u>	<u>17 yr.</u>	<u>18 yr.</u>	
4 Credits	1	-	-	-	1
5-9	-	2	2	1	5
10-14	-	-	2	1	3
15 or more	1	-	2	-	3
Total	2	2	6	2	12

* Includes credits earned prior to incarceration.

Youth Earning GED's After Release

While only 12 youth completed high school after their release, a higher number earned GED certificates. Wisconsin Department of Public Instruction files of youth completing GED exams since 1979 were reviewed to identify all youth in our study who earned GED certificates (as of October, 1982). In addition to the 221 youth who completed GED's while incarcerated (29.1% of the total population), 80 youth (10.6% of the total) earned GED certificates after their release,

Several of these youth earned their GED's while living in group homes and at least one public school assisted youth in earning GED's. Parole officers indicated that other juveniles enrolled in GED courses at VTAE schools, and fourteen of the 80 youth earned GED's while incarcerated as adults.

TOTAL YOUTH EARNING CERTIFICATION

High School Certification	Ethan Allen		Lincoln Hills		Both Schools	
	Number	% of All Youth	Number	% of All Youth	Number	% of All Youth
High School Graduates	8	1.8%	16	4.9%	24	3.2%
GED Certification	161	37.3	140	42.8	301	39.6
Total	169	39.1%	156	47.7%	325	42.8%

School Drop-outs

The follow-up study identified 385 high school non-completers. (More data is needed on 39 youth who transferred to schools identified after follow-up contacts were made, moved out of state, or attended schools which did not respond to the DPI survey.)

The largest number of drop-outs were from Milwaukee Public Schools. None of the 156 youth expected to return to MPS after release graduated. Twelve youth earned GED's and the remaining 144 youth dropped out without certification. (Only 12 of the youth earned any credits at all before leaving school.)

SCHOOL STATUS OF MILWAUKEE YOUTH RELEASED FROM ETHAN ALLEN & LINCOLN HILLS

School Status	Number of Youth by Age Upon Last Release						Total
	13	14	15	16	17	18	
Earned High School Diploma	-	-	-	-	-	-	0
Earned GED	-	-	1	3	2	6	12
Still in School	-	-	-	-	1	-	1
Non-graduates:							
- Returned to MPS & earned credits before dropping out	-	3	2	6	1	-	12
- Returned to MPS but earned no credits before dropping out	-	-	1	6	1	2	10
- Did not return to school	1	1	5	17	50	46	120
Total Milwaukee Youth	1	4	9	32	55	54	155*

* Data missing for 1 youth. Does not include youth who received GED's while incarcerated.

106 youth were expected to return to the state's eight public school districts with 10,000-25,000 student enrollments. None of these graduated. Sixteen youth eventually earned GED's and the remaining 90 have left school without certification. Likewise, 80 youth were expected to return to public school districts with 5,000-10,000 students. Only 2 of these youth completed their high school education and 11 eventually earned GED certificates.

The follow-up study identified only 85 youth (11% of the total) who returned to high school and earned any credits after release from the institutions (including 12 youth who earned high school diplomas). The 73 students not completing high school earned an average of 4.1 credits before dropping out of school.

Youth Under Field Supervision

About one-third of the youth were discharged from the institutions with no further contact maintained as to their educational programs. Two-thirds of the youth were placed under field supervision. Parole officers contacted varied in their involvement with the youth's educational program. Some parole officers indicated that they had drawn up several educational plans with the youth, others encouraged ex-offenders to enroll in technical schools. Many officers contacted indicated that the youth under their supervision attended school after release for only a few days and then dropped out.

JUVENILE RELEASES UNDER SUPERVISION BY INSTITUTION

Type of Last Release	Ethan Allen		Lincoln Hills		All Youth	
	#	%	#	%	#	%
Release to Field Supervision	253	59%	228	70%	481	64%
Court-ordered Discharge	16	4	10	3	26	3
Direct Discharge	157	37	87	27	244	33
Total	426	100%	325	100%	751*	100%

* Total does not include 6 Ethan Allen and 2 Lincoln Hills youth still incarcerated.

V. RECIDIVISTS IN ADULT PRISONS IN WISCONSIN

Division of Corrections records were reviewed for the 1979 releases from Ethan Allen and Lincoln Hills Schools to ascertain those ex-offenders who have been incarcerated as adults in Wisconsin prisons. As of July 31, 1982, 19% of the youth released from Ethan Allen and Lincoln Hills Schools in 1979 had been placed in Wisconsin adult facilities.

YOUTH INCARCERATED AS ADULTS IN WISCONSIN PRISONS

Year of First Adult Incarceration	Ethan Allen Youth	Lincoln Hills Youth	Total Youth
1979	9	1	10
1980	36	11	47
1981	43	25	68
1982 (1/1 - 7/31)	11	9	20
Total	99	46	145
Percent of All 1979 Releases	23%	14%	19%

The educational level of youth incarcerated as adults in Wisconsin prisons was as follows: 4 high school graduates, 46 youth with GED certificates, and 87 non-completers. (More information is needed for 8 youth.) 60% of the ex-offenders incarcerated as adult inmates did not complete high school or earn GED certificates. (51% of the ex-offenders not incarcerated as adults were non-completers.)

VI. EDUCATIONAL BACKGROUND OF YOUTH INCARCERATED AT ETHAN ALLEN AND LINCOLN HILLS SCHOOLS

The study examined the educational background of all youth released from Ethan Allen and Lincoln Hills during 1979. Records examined included prior school records, as well as tests administered upon admission to the correctional institutions.

Prior Schools Attended

The incarcerated youth had previously attended schools in 137 public school districts, 27 private schools, and 6 schools out of Wisconsin.

SCHOOLS ATTENDED PRIOR TO ADMISSION - ALL YOUTH

School Districts by Size	Number of Districts	Number of Youth	Percent of All Youth
<u>Public Schools</u>			
Under 1,000	29	51	6.7%
1,000 - 2,999	64	106	14.0
3,000 - 4,999	19	44	5.8
5,000 - 9,999	16	104	13.7
10,000 - 25,000	8	130	17.1
87,000 (Milwaukee)	1	187	24.6
Sub-Total: Public	137	622	81.9%
Private Schools	27	67	8.8
Out-of-State	6	6	0.8
No prior school identified	--	64	8.5
Total	170	759	100.0%

* Based on total student enrollment in 1980-81.

40% of the Ethan Allen youth came from the Milwaukee Public Schools, and over half attended schools in districts with student enrollments of over 10,000. A significant number of youth came from private schools, many in the Milwaukee Area.

SCHOOLS ATTENDED PRIOR TO ADMISSION TO ETHAN ALLEN

<u>School Districts By Size</u>	<u>Number of Districts</u>	<u>Number of Youth</u>	<u>Percent of All Youth</u>
<u>Public Schools</u>			
Under 1,000	8	12	2.7%
1,000 - 2,999	25	38	8.8
3,000 - 4,999	12	30	7.0
5,000 - 9,999	9	38	8.8
10,000 - 25,000	6	69	16.0
87,000 (Milwaukee)	1	172	39.8
Sub-Total: Public	61	359	83.1%
Private Schools	23	53	12.3
Out-of-State	6	6	1.4
No prior school identified	-	14	3.2
Total	90	432	100.0%

* Based on total student enrollment in 1980-81.

By contrast, most Lincoln Hills students were enrolled in smaller school districts throughout the state. Only 15 youth (all girls) were from the Milwaukee Public Schools, and about 1/5 of the youth were from larger school districts in the state - Green Bay, Kenosha, Oshkosh and Racine.

SCHOOLS ATTENDED PRIOR TO ADMISSION TO LINCOLN HILLS

<u>School Districts by Size*</u>	<u>Number of Districts</u>	<u>Number of Youth</u>	<u>Percent of All Youth</u>
<u>Public Schools</u>			
Under 1,000	25	39	11.9%
1,000 - 2,999	43	68	20.8
3,000 - 4,999	7	14	4.2
5,000 - 9,999	13	66	20.2
10,000 - 25,000	7	61	18.7
87,000 (Milwaukee)	1	15	4.6
Sub-Total: Public	96	263	80.4%
Private Schools	11	14	4.3
No prior school identified	--	50	15.3
Total	107	327	100.0%

* Based on total student enrollment in 1980-81.

High School Credits Earned Prior to Incarceration

Many of the youth were seriously behind their peers in academic progress at the time of their incarceration. The number of credits required for high school graduation is established by each individual school district. Most districts require 18-20 credits. At Ethan Allen School, 52% of the youth ages 15-17 years had earned no high school credits prior to incarceration. 3/4 of the youth were at least one full year behind their peers in credits earned toward graduation.

CREDITS EARNED BY YOUTH PRIOR TO FIRST ADMISSION TO ETHAN ALLEN

Credits Earned Prior to First Admission	Age Upon Admission			All Youth 15-17	Percent of Total
	15 yr.	16 yr.	17 yr.		
0	84	58	22	164	52%
1-4	28	35	16	79	25
5-9	13	21	27	61	19
10-14	--	3	6	9	3
15 or more	--	--	3	3	1
TOTAL	125	117	74	316*	100%

* Data missing for 5 youth.

Lincoln Hills students fared only slightly better than Ethan Allen in high school academic progress upon incarceration. 42% of the youth ages 15-17 years had earned no credits upon their entry to Lincoln Hills, and 61% were at least one full year behind their peers in credits needed for graduation

CREDITS EARNED BY YOUTH PRIOR TO FIRST ADMISSION TO LINCOLN HILLS

Credits Earned Prior to First Admission	Age Upon Admission			All Youth 15-17	Percent of Total
	15 yr.	16 yr.	17 yr.		
0	51	37	11	99	42%
1-4	18	19	11	48	20
5-9	17	32	15	64	27
10-14	2	8	8	18	8
15 or more	1	2	4	7	3
TOTAL	89	98	49	236	100%

Most of the 13-14 year olds at both institutions also entered with no credits. Due to their age, they still had time to attain credits at the same pace as their peers as long as their academic skills were not deficient.

Reading and Math Skills

All juveniles were tested in reading and math at the reception centers upon admission to Ethan Allen and Lincoln Hills. These tests indicated a wide range of reading abilities among incarcerated youth. Test scores in reading identified students who could not read at all as well as youth reading at a 13th grade level. At Ethan Allen, 40% of the youth were tested at reading levels below the 6th grade. Only about 1/3 of the youth were reading at a high school level. (The median reading level was grade 6.9.)

RANGE OF READING SCORES UPON ADMISSION TO ETHAN ALLEN SCHOOL

<u>Reading Scores</u>	<u>Number of Students Tested at This Level</u>	<u>Percent of Total Students</u>
Below 4th Grade	88	20.8%
4.0 to 5.9	82	19.3
6.0 to 7.9	107	25.2
8th Grade and Above	147	34.7
Total	424*	100.0%

* Data missing for 8 youth. Data is based upon results of the California Achievement Test administered during student's first admission to the institution.

Similarly, math scores at Ethan Allen ranged from below 1st grade to the 13th grade level. The median math score upon admission was 6.2.

RANGE OF MATH SCORES UPON ADMISSION TO ETHAN ALLEN SCHOOL

<u>Math Scores</u>	<u>Number of Students Tested at This Level</u>	<u>Percent of Total Students</u>
Below 4th Grade	77	18.1%
4.0 to 5.9	116	27.3
6.0 to 7.9	134	31.5
8th Grade and Above	98	23.1
Total	425*	100.0%

* Data missing for 7 youth. Data is based upon results of the California Achievement Test administered during student's first admission to the institution.

At Lincoln Hills a smaller proportion of youth had very low reading scores upon admission. Only 22% of the youth scored below the 6th grade level. Because exact reading scores were not recorded for 89 youth who scored above the 7th grade level, median scores and information about high ability students was not available.

RANGE OF READING SCORES UPON ADMISSION TO LINCOLN HILLS

Reading Scores	Number of Students Tested at This Level	Percent of Total Students
Below 4th Grade	29	9.1%
4.0 to 5.9	41	12.8
6.0 to 6.9	28	8.8
7th Grade and Above*	221	69.3
Total	319	100.0%

* Exact reading scores were not recorded for 89 youth who tested at least at a 7th grade level. Most of the students were tested with the Gates MacGinitie Reading Test. (The Wide Range Achievement Test, Stanford-Binet, and Peabody Individual Achievement Test were also used.)

Many of the Lincoln Hills students showed an understanding of basic math, testing at the 7th grade level or better.

RANGE OF MATH SCORES UPON ADMISSION TO LINCOLN HILLS

Math Scores	Number of Students	Percent of Total
Below 4th Grade	21	6.5%
4.0 to 5.9	98	30.5
6.0 to 6.9	65	20.3
7th Grade and Above	137	42.7
Total	321*	100.0%

* Data is missing for 6 youth. Scores were not recorded for 68 Lincoln Hills youth who tested above the 7th grade level. Most of the students were tested with the Metropolitan Achievement Test.

VII. DEMOGRAPHIC CHARACTERISTICS OF 1979 JUVENILE RELEASES

Ethan Allen serves boys, primarily from counties in the southern part of the state. Lincoln Hills serves boys from the northern areas of Wisconsin and girls from all over the state. 759 youth were released from these two institutions during 1979. Of these, 432 youth (57% of the total) were incarcerated at Ethan Allen and 327 youth (43% of the total) at Lincoln Hills.

SEX OF YOUTH INCARCERATED AT ETHAN ALLEN & LINCOLN HILLS

	Ethan Allen Youth		Lincoln Hills Youth		Total Youth	
	Number	Percent	Number	Percent	Number	Percent
Male	432		255		687	90.5%
Female	0		72		72	9.5%
Total	432		327		759	100.0%

In 1979 youth were committed from 65 of the 72 counties in Wisconsin. The largest number came from Milwaukee County (33% of all commitments), followed by Racine (7%), Kenosha (6%), Waukesha (5%) and Rock (5%).

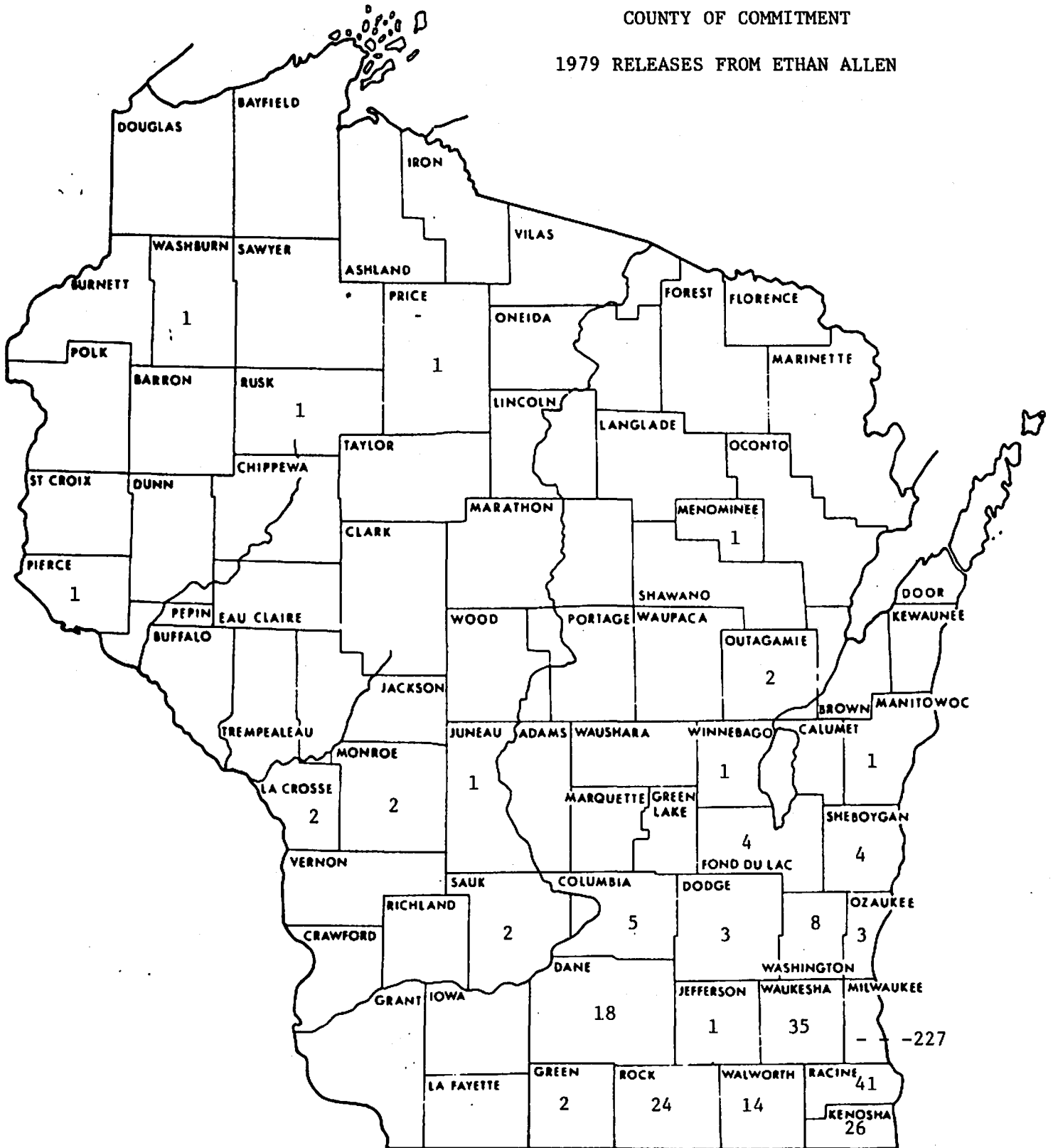
Black youth made up a significant proportion of the juveniles incarcerated at Ethan Allen. (83% of the blacks came from Milwaukee and 8% from Racine.) Native Americans comprised the largest ethnic group at Lincoln Hills, and came from 15 counties throughout the state.

RACE OF YOUTH INCARCERATED AT ETHAN ALLEN & LINCOLN HILLS

Race	Ethan Allen Youth		Lincoln Hills				All Youth	
	#	%	Boys		Girls		#	%
			#	%	#	%		
White	267	61.9%	217	85.1%	47	65.3%	531	70.1%
Black	144	33.4	5	1.9	18	25.0	167	22.0
Native American	5	1.2	29	11.4	7	9.7	41	5.4
Hispanic	15	3.5	3	1.2	0	-	18	2.4
Other	0	-	1	0.4	0	-	1	0.1
Total	431*	100.0%	255	100.0%	72	100.0%	758*	100.0%

* Data missing for one youth.

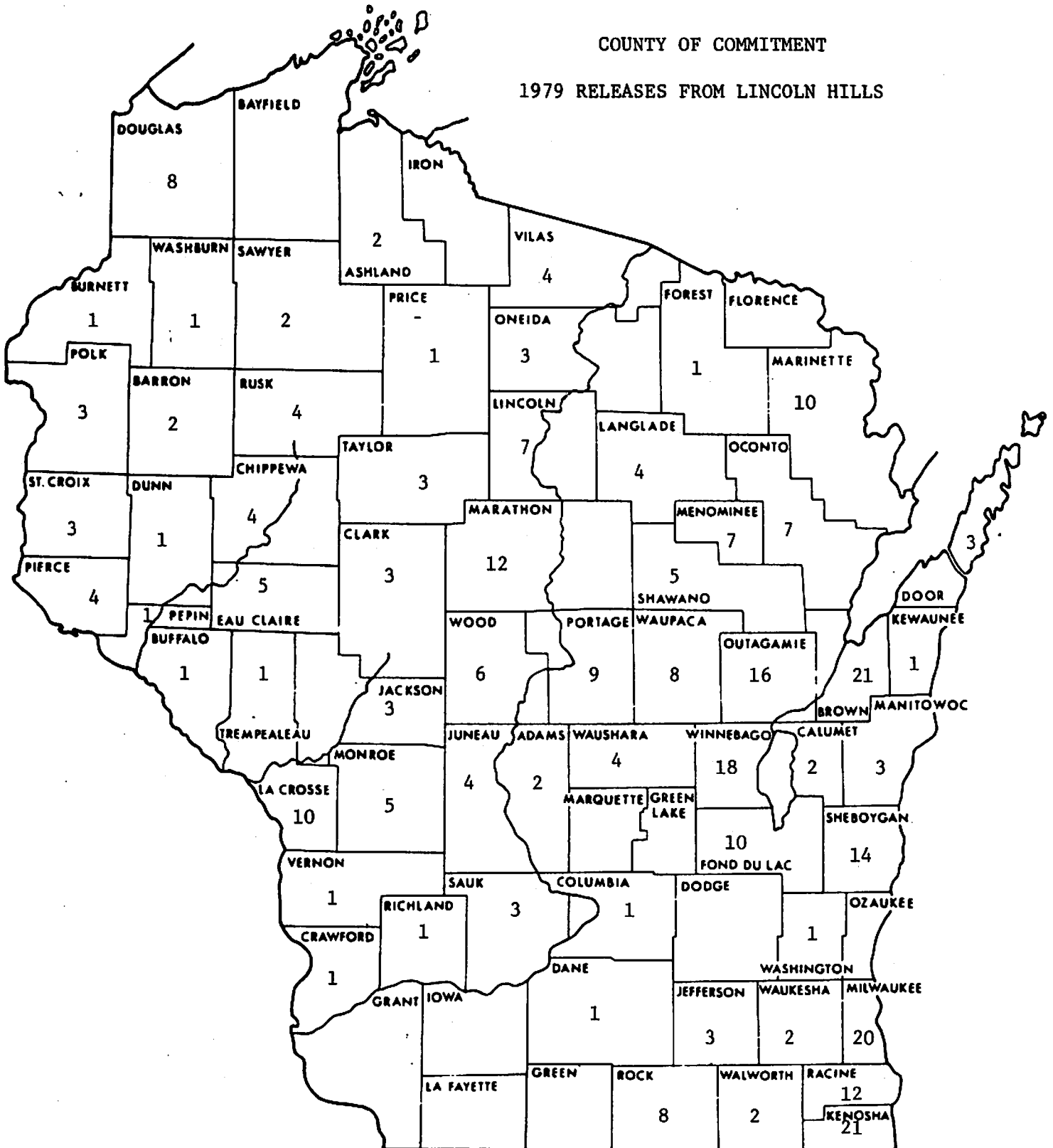
COUNTY OF COMMITMENT
 1979 RELEASES FROM ETHAN ALLEN



TOTAL = 431
 (Data missing for 1 youth)

COUNTY OF COMMITMENT

1979 RELEASES FROM LINCOLN HILLS



TOTAL = 327

Age Upon First Admission

Few youth entered Ethan Allen or Lincoln Hills before their 14th birthday. The median age of incarcerated youth at the time of their first admission to a correctional facility was 15.3 years. (The median age of girls was slightly lower, 15.0 years.)

AGE UPON FIRST ADMISSION TO ETHAN ALLEN & LINCOLN HILLS

Age Upon First Admission	Ethan Allen Youth		Lincoln Hills Youth		Total Youth	
	Number	Percent	Number	Percent	Number	Percent
12 Years	7	1.6%	4	1.2%	11	1.4%
13	28	6.5	21	6.4	49	6.5
14	75	17.4	66	20.2	141	18.6
15	126	29.2	89	27.2	215	28.4
16	118	27.4	98	30.0	216	28.5
17	77	17.9	49	15.0	126	16.6
Total	431*	100.0%	327	100.0%	758*	100.0%

* Data missing for one youth.

Number of Commitments

The majority of youth were committed to Ethan Allen or Lincoln Hills once. About 1/3 were committed a second time.

NUMBER OF ADMISSIONS TO JUVENILE INSTITUTIONS

Number of Admissions	Ethan Allen Youth		Lincoln Hills Youth		Total Youth	
	Number	Percent	Number	Percent	Number	Percent
One	251	58%	187	57%	438	58%
Two	137	32	113	35	250	33
Three	38	9	20	6	58	8
Four	5	1	4	1	9	1
Five	1	0	3	1	4	0
Total	432	100%	327	100%	759	100%

Total Period of Incarceration

The total period of incarceration for the 1979 releases varied from one to 63 months. 21 youth were committed for a month or less, 113 youth for two to four months (including periods of furloughs, trial visits, etc.). The median length of time juveniles were incarcerated was 10 months.

TOTAL PERIOD OF INCARCERATION (INCLUDING ALL ADMISSIONS)

Months of Incarceration*	Ethan Allen		Lincoln Hills		Total	
	Number Students	Percent Total	Number Students	Percent Total	Number Students	Percent Total
1-4 months	74	17.3%	60	18.4%	134	17.7%
5-9	119	27.5	105	32.1	224	29.5
10-14	77	17.8	70	21.4	147	19.4
15-19	67	15.5	36	11.0	103	13.6
20-24	45	10.4	28	8.6	73	9.6
25-29	18	4.2	15	4.6	33	4.3
30-34	13	3.0	5	1.5	18	2.4
35-39	11	2.5	6	1.8	17	2.2
40 or more	8	1.8	2	0.6	10	1.3
TOTAL	432	100.0%	327	100.0%	759	100.0%
Median	10.9 months		9.4 months		10.1 months	

* Time period includes period of actual incarceration as well as furloughs, trial visits, AWOL, etc.