

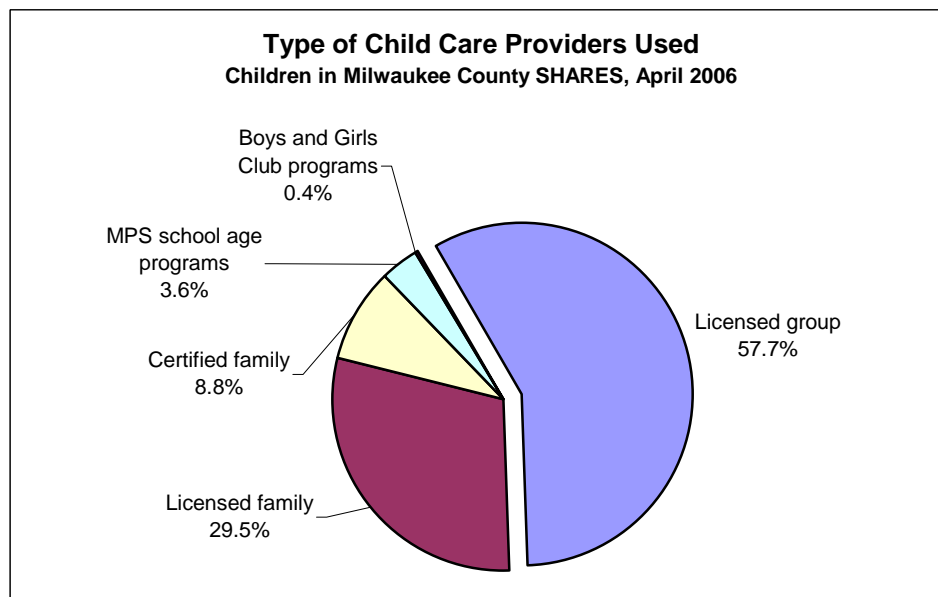
Child Care Selected by Families in the Wisconsin Shares Child Care Subsidy Program

by John Pawasarat and Lois Quinn, Employment & Training Institute, University of Wisconsin-Milwaukee, November 2006

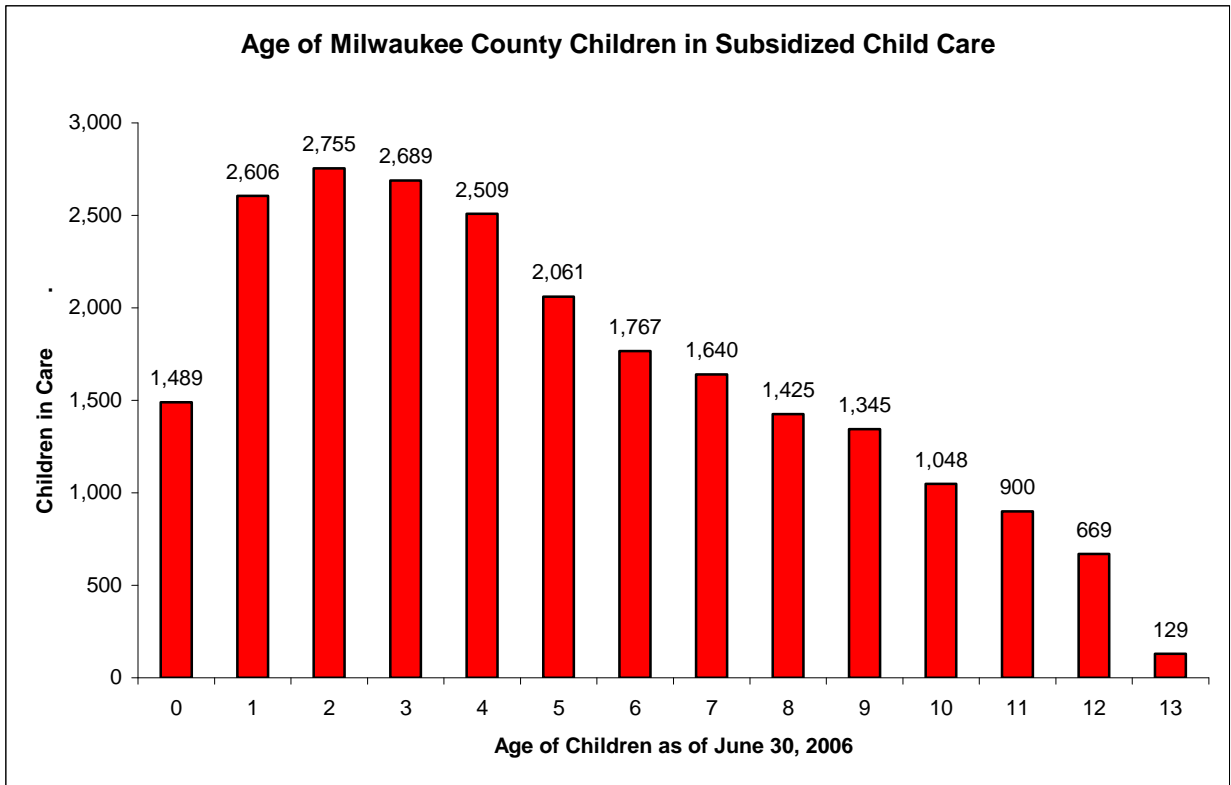
As part of its analysis for Milwaukee County, the UWM Employment and Training Institute examines the participation in the child care subsidy program (Wisconsin Shares) by type of care used, the age of the children in care, and residence of the family. In Milwaukee County, families may choose among six types of child care:

1. Licensed group care – centers licensed by the state to serve 9 or more children. The Wisconsin Department of Health and Family Services has licensed 489 group centers in Milwaukee County.
2. Licensed family care – family centers licensed by the state to serve 4-8 children. The Department of Health and Family Services has licensed 1,041 family centers.
3. Regularly certified family care – providers certified by Milwaukee County to care for children in their home. Providers are regularly certified if the caregiver has completed a prescribed 15-hour training program.
4. Provisionally certified family care – providers certified by Milwaukee County to care for children. Providers are provisionally certified if the caregiver has not completed the 15-hour training.
5. School-age programs operated by Milwaukee Public Schools.
6. Certified school age program operated by the Boys and Girls Clubs.

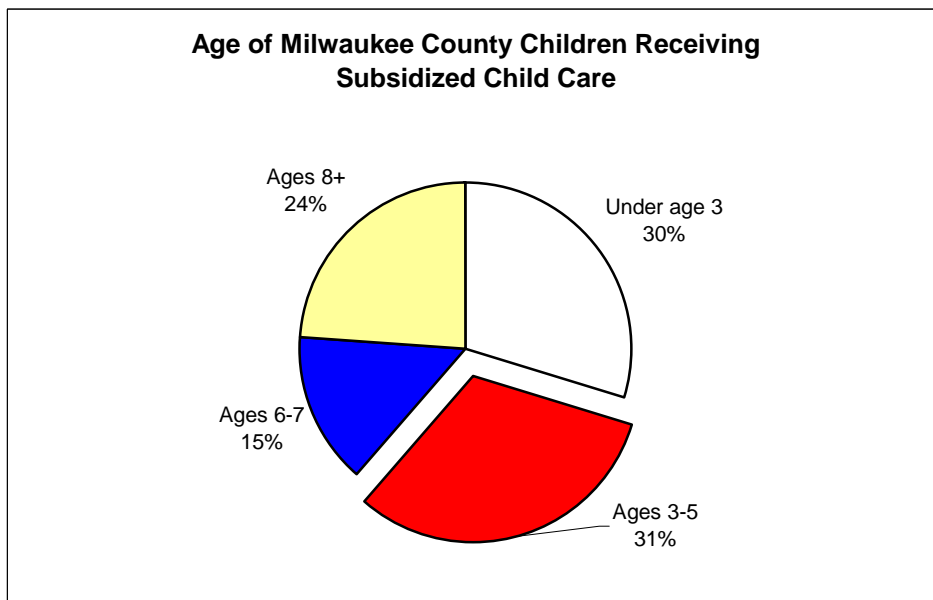
Participation in the child care subsidy program was examined for the week of April 23, 2006, as a typical week during the school year when no school holidays were scheduled. That week a total of 23,033 Milwaukee County children were receiving subsidized child care.



Most of the Milwaukee County children in subsidized care are under age 6, with the highest numbers of children ages 1, 2, 3 and 4.

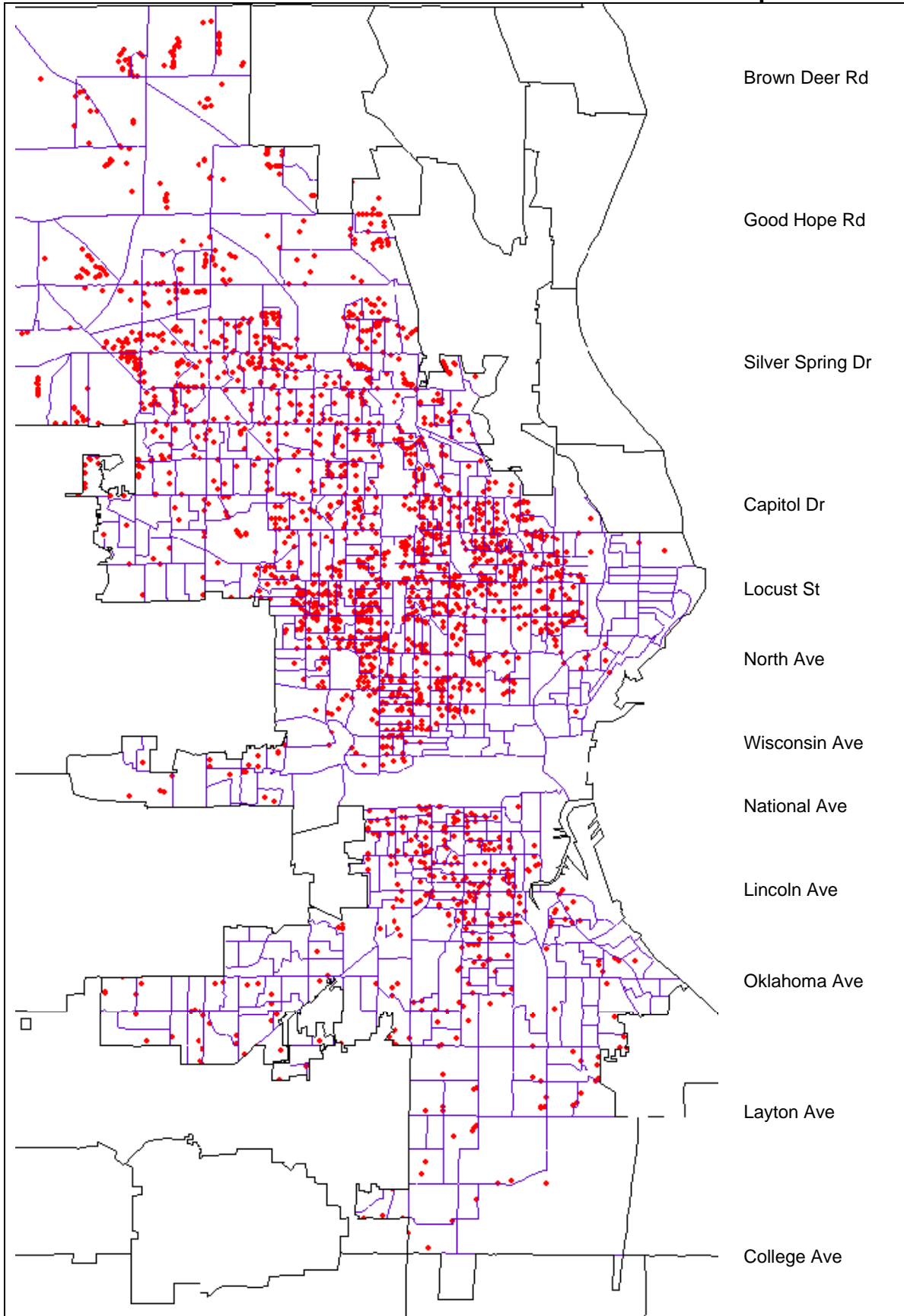


Children ages 3 through 5 comprise almost a third (31%) of children in subsidized child care.

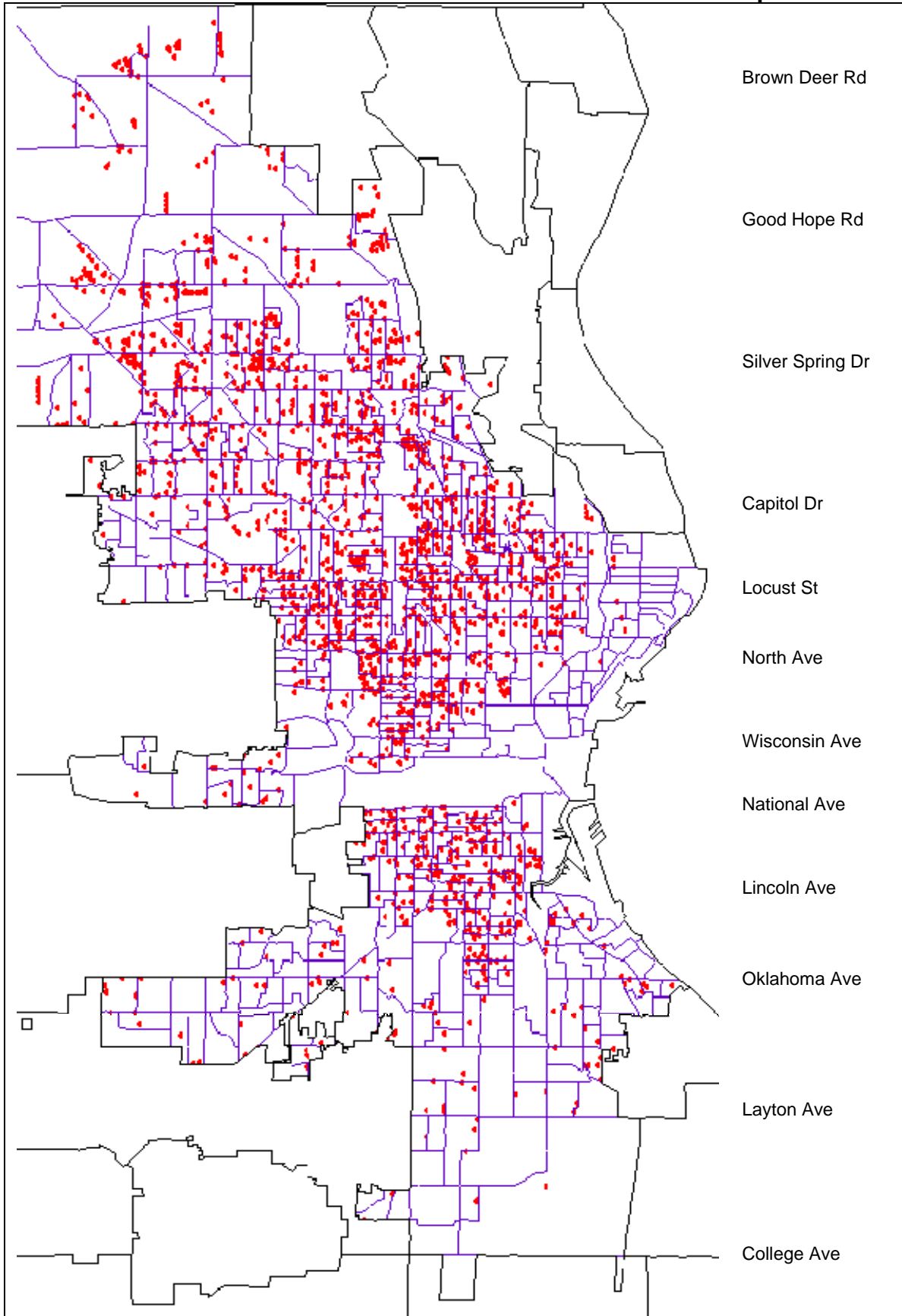


The following maps show the residence of 3, 4 and 5 year-old City of Milwaukee children in subsidized child care. Dots are distributed randomly within census block groups.

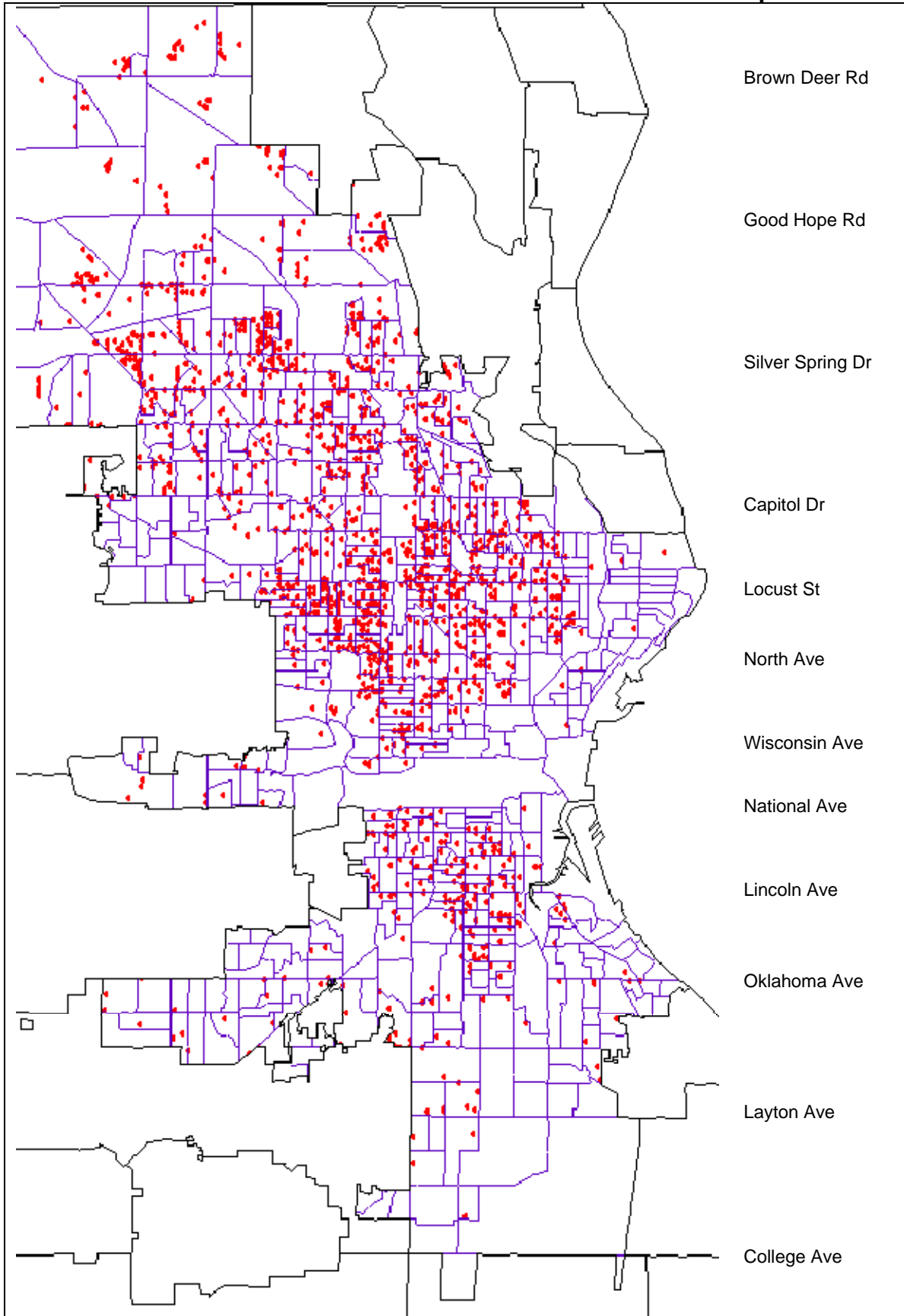
3-Year Old Milwaukee Children in Subsidized Child Care in April 2006



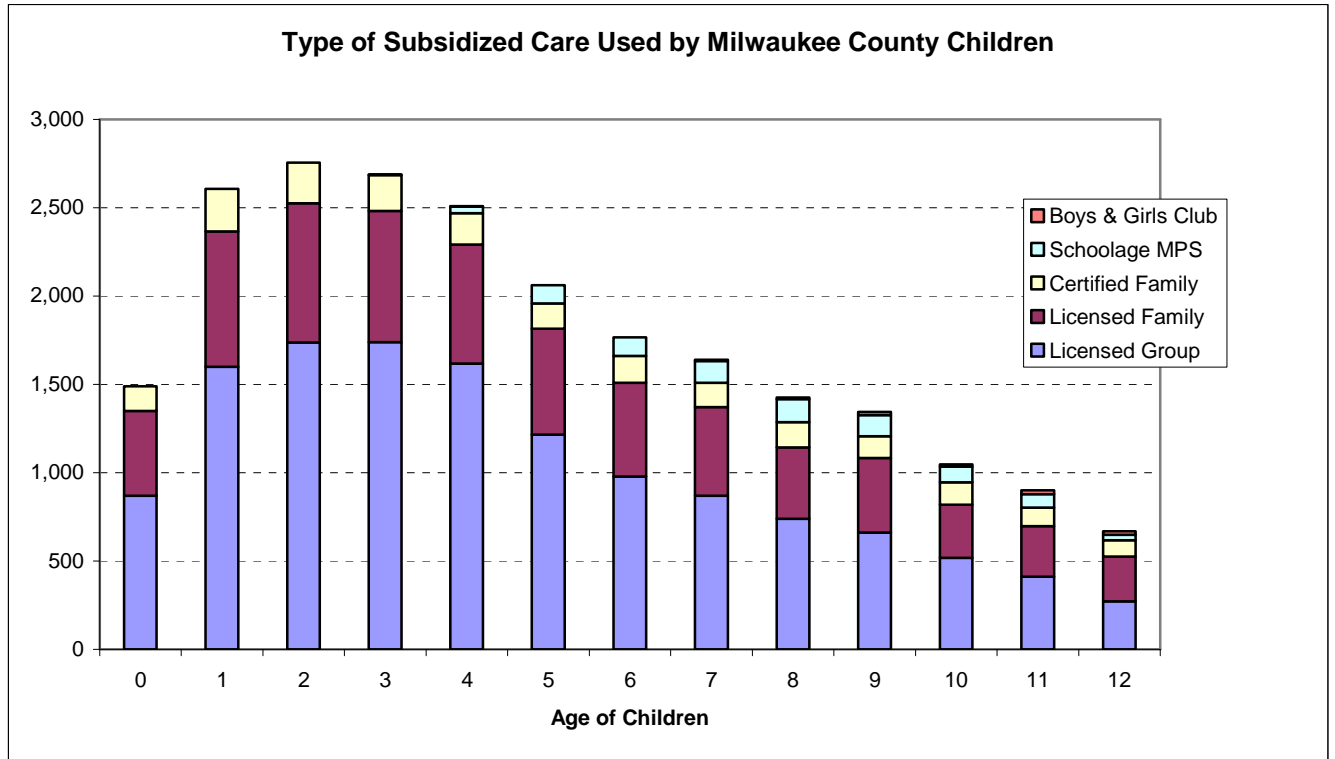
4-Year Old Milwaukee Children in Subsidized Child Care in April 2006



5-Year Old Milwaukee Children in Subsidized Child Care in April 2006



A majority of pre-school children in subsidized care are in licensed group centers. Most school age children in before and after school subsidized care have younger siblings in child care as well.



Milwaukee County Children in Subsidized Child Care as of April 2006

Type of Provider	Child's Age as of June 30, 2006													ALL
	0	1	2	3	4	5	6	7	8	9	10	11	12	
Licensed Group	870	1,600	1,737	1,740	1,617	1,216	979	869	739	661	519	411	271	13,281
Licensed Family	479	766	788	742	675	599	530	502	404	423	299	286	254	6,796
Reg. Certified Family	130	221	216	187	162	129	140	123	135	119	116	98	83	1,877
Schoolage MPS	0	0	0	5	38	102	105	124	129	119	88	75	31	824
Prov. Certified Family	10	19	14	15	16	15	12	15	9	4	12	8	9	159
Boys & Girls Club	0	0	0	0	1	0	1	7	9	19	14	22	21	96
ALL	1,489	2,606	2,755	2,689	2,509	2,061	1,767	1,640	1,425	1,345	1,048	900	669	23,033

The vast majority of subsidized children were in licensed child care (58% in licensed group centers and 29% in state-licensed family centers), while 9% were in county-certified family care. The Milwaukee Public Schools (MPS) school-age programs accounted for 3.6% of Milwaukee County children in subsidized care.

The highest numbers of Milwaukee County children in the child care subsidy program live in zipcodes 53209, 53218, 53206 and 52310.

**TYPE OF MILWAUKEE COUNTY SUBSIDIZED CHILD CARE PROVIDER
BY CHILD'S PLACE OF RESIDENCE**

Child's Zipcode	Licensed group	Licensed family	Regularly certified family	Provisionally certified family	School age program operated by MPS	Certified school age program	Total
53110	156	9	4	0	2	1	172
53129	39	0	0	0	0	0	39
53130	24	0	0	5	0	0	29
53132	47	2	0	0	0	0	49
53154	110	5	4	0	2	0	124
53172	132	2	0	0	3	0	137
53202	21	9	8	0	0	0	38
53203	2	0	0	0	0	0	2
53204	584	244	39	11	78	16	972
53205	513	261	79	2	8	17	880
53206	1,075	842	205	23	36	11	2,192
53207	195	43	22	4	48	2	314
53208	963	585	109	6	38	2	1,703
53209	1,357	711	249	18	78	17	2,430
53210	966	711	164	8	53	10	1,912
53211	33	4	1	0	1	0	39
53212	702	454	119	3	32	2	1,312
53213	100	14	7	0	5	0	126
53214	295	66	26	0	21	0	408
53215	601	263	64	0	116	7	1,051
53216	810	515	158	6	48	1	1,538
53217	17	6	0	0	0	0	23
53218	1,259	786	237	29	85	5	2,401
53219	183	24	6	0	16	0	229
53220	128	16	2	2	19	0	167
53221	218	58	15	1	19	1	312
53222	194	95	20	0	6	0	315
53223	542	192	66	19	27	0	846
53224	618	277	88	11	29	0	1,023
53225	828	447	145	10	34	1	1,465
53226	30	3	0	0	0	0	33
53227	131	22	4	0	1	0	158
53228	50	2	0	0	3	0	55
53233	221	79	17	1	3	0	321
53235	40	6	2	0	2	0	50
ALL	13,281	6,796	1,877	159	824	93	23,033

The percentage of children in **licensed group care** ranges from over 90% (in zipcodes 53110, 53219, 53132, 53172, 53203, 53226, and 53228) to less than 60% (in zipcodes 53202, 53205, 53206, 53208, 53212 and 53218). The percentage of children in **subsidized MPS school programs** reached 15% in zipcode 53207 and 11% in zipcodes 53215 and 53220.

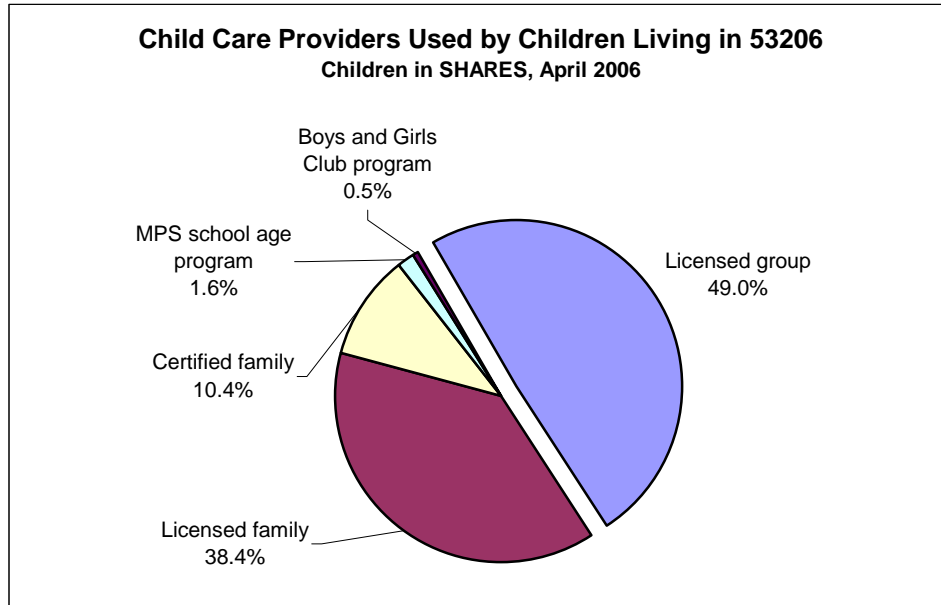
**TYPE OF MILWAUKEE COUNTY SUBSIDIZED CHILD CARE PROVIDER
BY CHILD'S PLACE OF RESIDENCE**
Percentage Distribution

Child's Zipcode	State licensed group	State licensed family	County certified family	School age programs operated by public schools	Certified school age programs	Total
53110	90.7%	5.2%	2.3%	1.2%	0.6%	100.0%
53129	100.0%	0.0%	0.0%	0.0%	0.0%	100.0%
53130	82.8%	0.0%	17.2%	0.0%	0.0%	100.0%
53132	95.9%	4.1%	0.0%	0.0%	0.0%	100.0%
53154	88.7%	4.0%	3.2%	1.6%	0.0%	100.0%
53172	96.4%	1.5%	0.0%	2.2%	0.0%	100.0%
53202	55.3%	23.7%	21.1%	0.0%	0.0%	100.0%
53203	100.0%	0.0%	0.0%	0.0%	0.0%	100.0%
53204	60.1%	25.1%	5.1%	8.0%	1.6%	100.0%
53205	58.3%	29.7%	9.2%	0.9%	1.9%	100.0%
53206	49.0%	38.4%	10.4%	1.6%	0.5%	100.0%
53207	62.1%	13.7%	8.3%	15.3%	0.6%	100.0%
53208	56.5%	34.4%	6.8%	2.2%	0.1%	100.0%
53209	55.8%	29.3%	11.0%	3.2%	0.7%	100.0%
53210	50.5%	37.2%	9.0%	2.8%	0.5%	100.0%
53211	84.6%	10.3%	2.6%	2.6%	0.0%	100.0%
53212	53.5%	34.6%	9.3%	2.4%	0.2%	100.0%
53213	79.4%	11.1%	5.6%	4.0%	0.0%	100.0%
53214	72.3%	16.2%	6.4%	5.1%	0.0%	100.0%
53215	57.2%	25.0%	6.1%	11.0%	0.7%	100.0%
53216	52.7%	33.5%	10.7%	3.1%	0.1%	100.0%
53217	73.9%	26.1%	0.0%	0.0%	0.0%	100.0%
53218	52.4%	32.7%	11.1%	3.5%	0.2%	100.0%
53219	79.9%	10.5%	2.6%	7.0%	0.0%	100.0%
53220	76.6%	9.6%	2.4%	11.4%	0.0%	100.0%
53221	69.9%	18.6%	5.1%	6.1%	0.3%	100.0%
53222	61.6%	30.2%	6.3%	1.9%	0.0%	100.0%
53223	64.1%	22.7%	10.0%	3.2%	0.0%	100.0%
53224	60.4%	27.1%	9.7%	2.8%	0.0%	100.0%
53225	56.5%	30.5%	10.6%	2.3%	0.1%	100.0%
53226	90.9%	9.1%	0.0%	0.0%	0.0%	100.0%
53227	82.9%	13.9%	2.5%	0.6%	0.0%	100.0%
53228	90.9%	3.6%	0.0%	5.5%	0.0%	100.0%
53233	68.8%	24.6%	5.6%	0.9%	0.0%	100.0%
53235	80.0%	12.0%	4.0%	4.0%	0.0%	100.0%
ALL	57.7%	29.5%	8.8%	3.6%	0.4%	100.0%

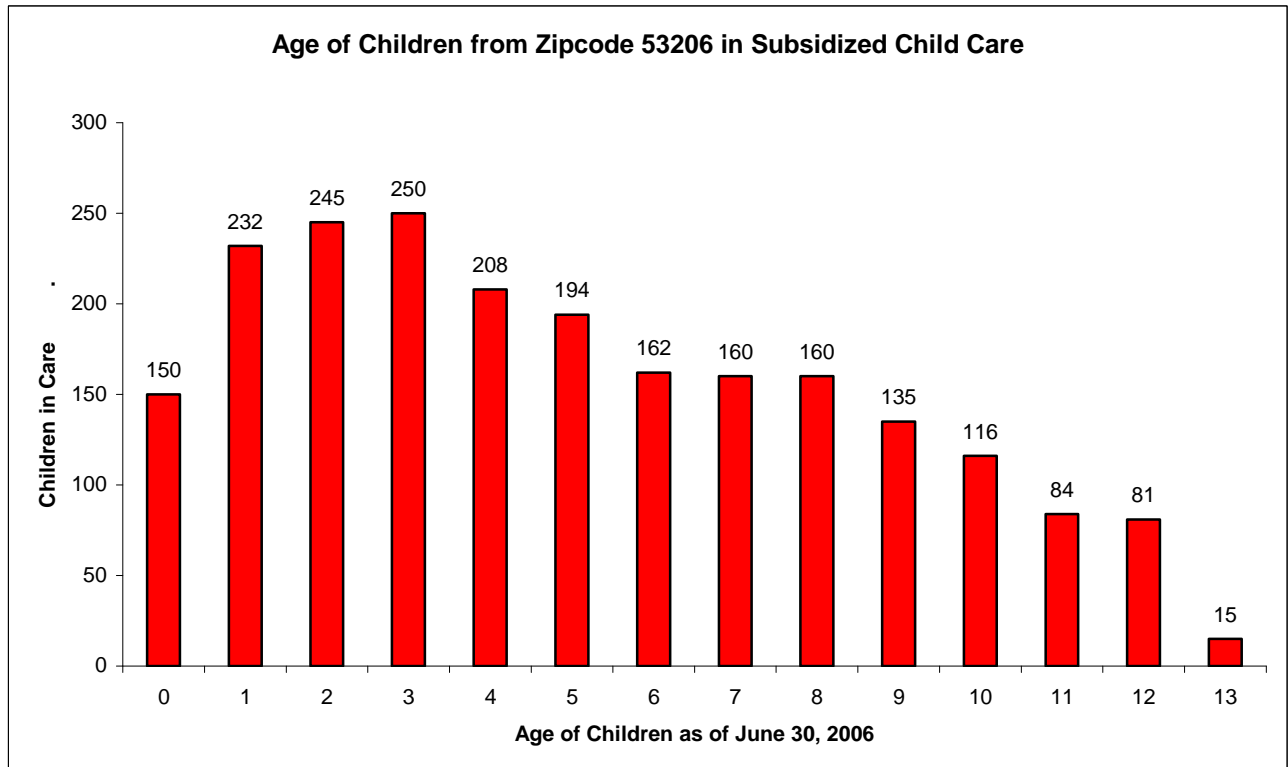
Differing patterns of child care usage by neighborhood can be seen by comparing the data for children living in Milwaukee zipcode area 53206 with children living in zipcode 53204.

Drilldown of Subsidized Child Care Usage by Children Living in Zipcode 53206

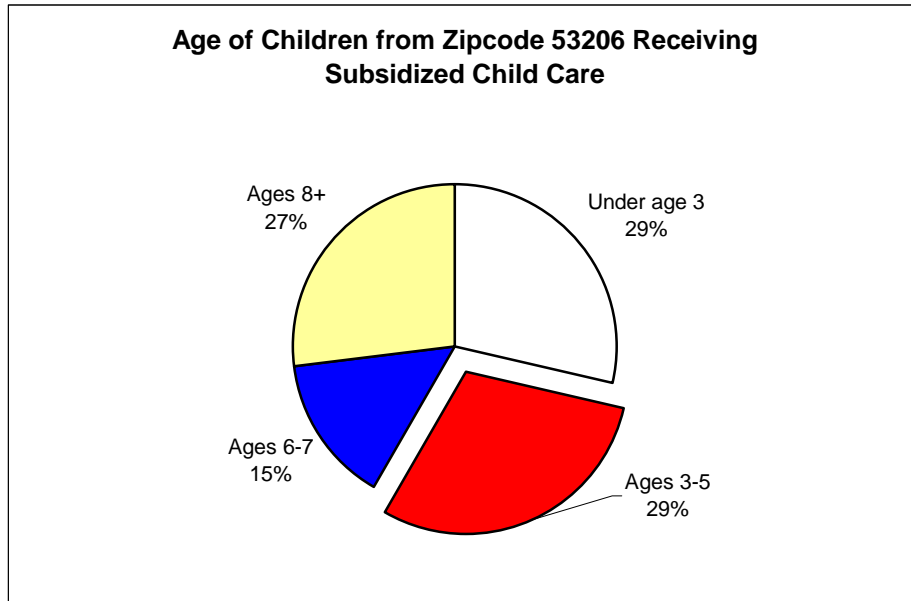
The range of parental choices can be seen in data for children living in zipcode 53206. Here, 2,192 children received child care subsidies in April 2006. Almost half (49%) of the children were in licensed group centers, while less than 2% were in MPS school-age programs.



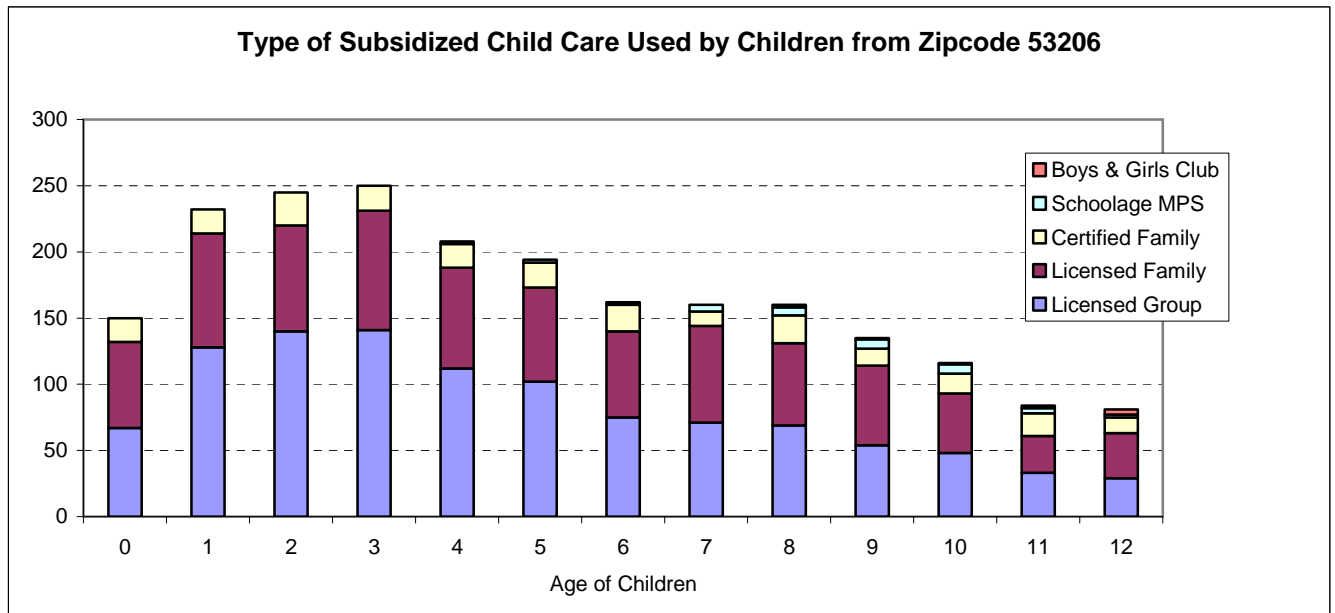
The age of children from zipcode 53206 in subsidized care peaks at age 3.



Children ages 3 through 5 comprise 29% of the children in care.



In zipcode 53206, a majority of subsidized children ages 1 through 5 are in licensed group care, while the majority of children aged 6 and older are in family care (licensed or certified).



Children from Zipcode 53206 in Subsidized Child Care as of April 2006

Type of Provider	Child's Age as of June 30, 2006														
	0	1	2	3	4	5	6	7	8	9	10	11	12	13	ALL
Licensed Group	67	128	140	141	112	102	75	71	69	54	48	33	29	6	1,075
Licensed Family	65	86	80	90	76	71	65	73	62	60	45	28	34	7	842
Certified Family	18	18	25	19	18	19	20	11	21	13	15	17	12	2	228
Schoolage MPS	0	0	0	0	2	2	1	5	6	7	7	4	2	0	36
Boys & Girls Club	0	0	0	0	0	0	1	0	2	1	1	2	4	0	11
ALL	150	232	245	250	208	194	162	160	160	135	116	84	81	15	2,192

Licensed Child Care Providers Located in Zipcode 53206

The range of choices available to parents can be seen in zipcode 53206. The state Department of Health and Family Services licensed 22 group centers located in zipcode 53206, with a licensed capacity for 1,096 children. The department also licensed 122 family centers located in zipcode 53206, with a capacity for 976 children. In addition, parents may place their children in the care of neighbors, friends or relatives and received subsidy support if the provider has been certified by Milwaukee County as meeting state requirements.

Licensed Group Centers in Milwaukee Zipcode 53206

Facility Name 7/05/06	Facility Street (Milwaukee, WI 53206)	Capacity
ACADEMY OF LEARNING AND LEADERSHIP	1530 W CENTER ST	20
CERTICARE LEARNING CENTER INC	2634 N 24TH ST	25
CHILDREN'S IMAGINATION STATION	2434 W HADLEY ST	25
E M JONES DAY CARE CENTER INC	3951 N 20TH ST	15
EMMAUS LUTHERAN CHILD CARE CENTER	2210 W HADLEY ST	138
ENQUIRING MINDS LEARNING CENTER	2979 N 17TH ST	21
GOD'S FUTURE SCHOLAR LC	2535 W CENTER ST	30
GOLDEN RULE DAY CARE LEARNING CTR	2430 W HOPKINS ST	63
GRISBY'S CHILD DEV CTR SITE 5	1011 W CENTER ST	25
JOHANNA CHILD DEVELOPMENT LLC	2498 W HOPKINS ST	50
JUBILEE OF COLORS TOO!	1026 W ATKINSON AVE	23
LATASHA'S LEARNING ENTERPRISE INC	2400-2404 W CAPITOL DR	134
LULLABYE DAY CARE CENTER	936 W CENTER ST	47
MT VERNON DAY CARE CENTER	2345 N 18TH ST	37
NEIGHBORHOOD COMMUNITY DAY CARE	3540 N 20TH ST	17
PRECIOUS CHILD CARE AND PRESCHOOL	3866 N TEUTONIA AVE	56
ROSE'S OF TODAY'S CHILDREN LRNG CTR	2809 N TEUTONIA AVE	48
SIVAD FAMILY DEVELOPMENT CENTER	2300 W HOPKINS ST	28
TRIPLE T'S CHILDCARE CENTER	2105 W CENTER ST	20
URBAN DAY 12TH STREET CAMPUS	3774-82 N 12TH ST	175
V.I.P. CHILD CARE SERVICES	2301-07 CAPITOL DR	47
VICTORIOUS CHILD CARE	1373 W CENTER ST	52
TOTAL	22 Centers	1,096

Zipcode 53206 has the third highest number of licensed family centers in the county (after zipcodes 53209 and 53218, each with 151 licensed family centers).

Licensed Family Centers in Milwaukee Zipcode 53206

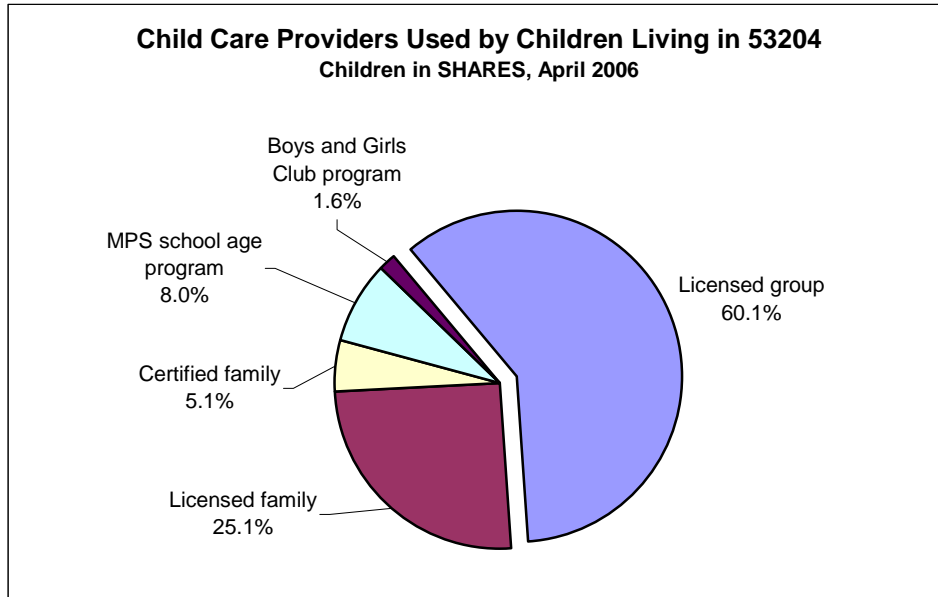
Facility Name 7/05/06	Facility Street (Milwaukee, WI 53206)	Capacity
4 FAMILY CHILD & DEVELOPMENT CTR	3243 N 21ST ST	8
A LITTLE ATTENTION DAY CARE	1426 W CAPITOL DR	8
A NEW BEGINNING DAY CARE	2053 N 24TH ST	8
A PLUS LEARNING CTR II THE BABES	3336 N 16TH ST	8
ALL ABOUT KIDS FAMILY CHILD CARE	3358 N 22ND ST	8
ALMA'S DAY CARE CENTER	2409 N 4TH ST	8
ANDERSON CHILD CARE CENTER	3137 N 16TH ST	8
ANITA'S TLC DAY CARE	1502 W BURLEIGH ST	8
ANOINTED LOVE CHILD CARE	3951 N 17TH ST	8
AUNTEE PAULINE'S FAMILY CHILD CARE	2723 N 25TH ST	8
AUNTIE JACKIE'S DAY CARE	3841 N 17TH ST	8
AYANNA TENDER LOVING CARE	2551 N 8TH ST	8
BARBARA'S LITTLE LAMB ACADEMY	2552 N 21ST ST	8
BAYLUES DAY CARE	3266 N 11TH ST	8
BEAUTIFUL BEGINNINGS	1012 W BURLEIGH ST	8
BIG BABIES PLAYHOUSE FAM CHILD CARE	1346 W HADLEY ST	8
BRADLEY FAMILY DAY CARE	2430 W FINN PL	8
BRYANN'S FAMILY DC	3396 N 22ND ST	8
C&C CREATIVE COMM ARTS & DISC ACAD	3747 N 24TH PL	8
CHERISH THE KIDS II	3116 N 24TH PL	8
CHILDREN FIRST CHILD CARE CTR II	2568 N 14TH ST	8
CHILDREN'S FIRST CHILD CARE	2427 N TEUTONIA AVE	8
COLLINS BLOSSOMING BABY	2867 N 21ST ST	8
D & D FAMILY CHILD CARE	3575 N 10TH ST	8
DAY IN DAY OUT DAY CARE	2839 N 25TH ST	8
DIANNE'S DAY CARE & LEARNING CENTER	2422 N 23RD ST	8
D'S TENDER HANDS CHILD CARE	3955 N 12TH ST	8
E & E CHRISTIAN CHILD CARE	2542A N 24TH ST	8
E & E CHRISTIAN CHILD CARE II	2541 N 24TH ST	8
E.A.T. FAMILY DAY CARE	3918 N 24TH ST	8
EDWARDS FAMILY CHILD CARE CENTER	3877 N 19TH ST	8
ENDLESSTEPS CHILD CARE	3524 N 15TH ST	8
EVERLASTING ARMS FAMILY DC CENTER	3446 N 15TH ST	8
EXCELLENT LITTLE ANGELS	3748 N 17TH ST	8
EXCELLENT LITTLE ANGELS PHASE II	4518 W EGGERT ST	8
FAITH TEMPLE CHILD DEVELOPMENT CTR	2460 W FOND DU LAC AVE	8
FUTURE BRIGHT SHINING STARS	3551 N 10TH ST	8
GENEVA'S KIDS KARE	2800 N 18TH ST	8
GOD'S DIVINE LEARNING ACADEMY II	2925 N 23RD ST	8
GRANDDAD'S GUIDED FOOTSTEPS	3830 N 10TH ST	8
GROWING ANGELS CHILD CARE & DEV	3211 N 11TH ST	8
GROWTH & DEV MONTESSORI BASED CC	3006 N 24TH ST	8
HALEY'S COMET DAYCARE	3563 N 10TH ST	8

HANDS OF LOVE FAMILY CHILD CARE	3528 N 21ST ST	8
HAPPY DAYS FAMILY CHILD CARE	3946 N 11TH ST	8
HAPPY LITTLE CAMPERS	3720 N 19TH PL	8
HAYNES LEARNING PLAYHOUSE	2808 N 9TH ST	8
HEAVEN BOUND ANGELS	3342 N 21ST ST	8
HOUSE OF ANGELS	3951 N 26TH ST	8
I CARE CENTER	3353 N 24TH PL	8
ISLAND FAMILY DAY CARE	2412 W AUER AVE	8
JACKSON FAMILY DAY CARE 3	3211 N 15TH ST	8
JACKSON FAMILY DAYCARE	2317 W NASH ST	8
JESUS' LOVE DAYCARE CENTER #3	3551 N 9TH ST	8
JODIE'S DAY CARE	1428 W CONCORDIA AVE	8
JOHNNIE'S JUST FOR KIDS	2337 W FINN PL	8
JORDAN-BROWN FAMILY DAY CARE	1038 W CENTER ST	8
JOY AND PEACE CHILD CARE CENTER	3524 N 12TH ST	8
JULIA JONES DAY CARE	3608 N 16TH ST	8
JULIA JONES DAY CARE ANNEX	3607 N 15TH ST	8
LA LA LAND	3752 N 23RD ST	8
LADYBUG CHILDCARE & LEARNING CENTER	3157 N 8TH ST	8
LEARNING TREE FAMILY DAY CARE CTR	2345 N 12TH ST	8
LECIA'S LOVING CHILD CARE CENTER	3805A N 20TH ST	8
LITTLE BLESSINGS FAMILY CHILD CARE	2477A W HADLEY	8
LITTLE HEAVENLY ANGELS CC DEV CTR	2974 N 23RD ST	8
LITTLE PEOPLE NEED LOVE	3042A N 10TH ST	8
LOONEY SQUAD FCC	1537 W GROELING AVE	8
LOTS OF LOVE FAMILY CHILD CARE II	2804 N 18TH ST	8
LOVE & GROWTH TEACHING & DCC	3438 N 9TH ST	8
LOVING HANDS CHILD CARE CENTER	3042 N 24TH ST	8
LYDIAS WORLD OF CHILDREN EDU CTR II	4727 N 36TH ST	8
MAE QUIN'S FAMILY LEARN CENTER	3703 N 24TH PL	8
MAJESTIC CHILD CARE CENTER	2537 N 11TH ST	8
MAMA BEAR'S FAMILY CHILD CARE	2472 W AUER AVE	8
MAMA'S PLACE CHILD CARE	3030 N 26TH ST	8
MARY'S PLAY HOUSE FAMILY CHILD CARE	3880 N 24TH ST	8
MIA'S DREAMS	3436 N 10TH ST	8
MOORE PRECIOUS THAN GOLD CC CTR	3787 N 10TH ST	8
MS MARILYNS FAM CHILD CARE/LRN CTR	2469 N 26TH ST	8
NEW BEGINNER DEVELOPMENT CENTER	2821 N 18TH ST	8
NOAHS ARK FAMILY CHILD CARE CTR	2004 W KEEFE AVE	8
NOBLE CARE DAY CARE II	1036 W WRIGHT ST	8
OUR FUTURE CHILD DEVELOPMENT CTR	3163 N 14TH ST	8
PEANUTS FAMILY CHILD CARE	3427 N 17TH ST	8
PHYLLIS' CHILD CARE SERVICES	3016 N 23RD ST	8
PRECIOUS CARGO CHILD DEV CTR	2906 N 12TH ST	8
PRECIOUS CARGO CHILD DEV CTR II	3025 N 18TH ST	8
PRINCESS FAMILY DAY CARE	2841 N 11TH ST	8
R. COMMUNITY VILLAGE CHILD CARE	3161 N 20TH ST	8
REDBONE'S LITTLE ANGELS CHILD CARE	3855 N 14TH ST	8
RENIQUES UNIQUE CHILD CARE	3749 N 20TH ST	8
REUBEN'S ACADEMY 2	3134 N 16TH ST	8

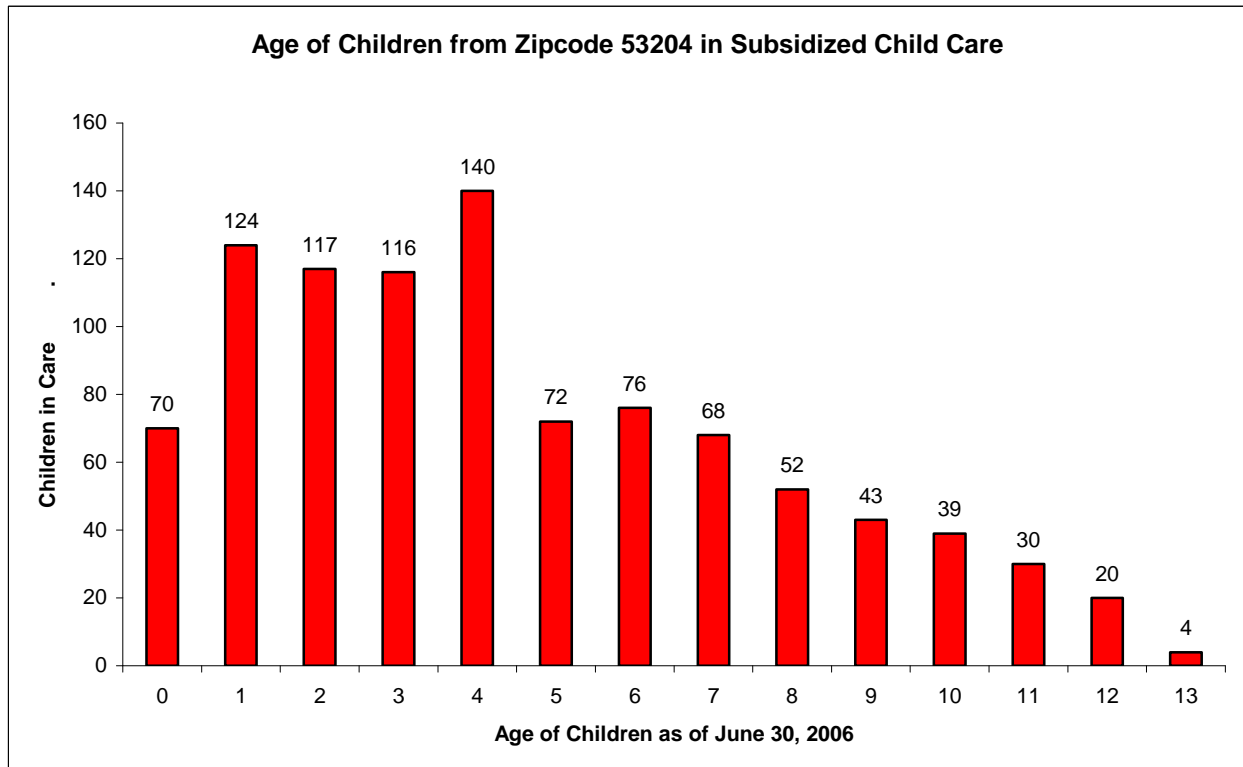
RHONDA'S READING RAINBOW	1523 W HADLEY ST	8
ROBIN'S NEST DAYCARE I	1108 W CHAMBERS	8
ROBIN'S NEST FAMILY CHILD CARE	3906 N 11TH ST	8
S & K'S LIL FUTURES	1016 W CAPITOL DR	8
SARAH'S PRECIOUS ANGELS	3345 N 11TH ST	8
SAVE THE LITTLE CHLDRN CHRISTIAN DC	3446 N 18TH ST	8
SHI BABIES FAMILY DAYCARE CENTER	2921 N 23RD ST	8
SHOWERS OF BLESSING 2	3309 N 11TH ST	8
SHOWERS OF BLESSINGS	3307 N 11TH ST	8
SHOWERS OF LOVE FAMILY CHILD CARE	1339 W HADLEY ST	8
STAIRWAY TO SUCCESS	2756 N 24TH ST	8
STARTEJI ACADEMY PHASE II	2840 N 17TH ST	8
SUNLIGHT'S DAY CARE	3626 N 23RD ST	8
T & A CHILD CARE	3524 N 11TH ST	8
T AND J CHILD CARE CENTER	3900 N 15TH ST	8
T AND J CHILDCARE CTR 2	1228 W CAPITOL DR	8
TAMMY'S TOTS CHILD CARE CENTER III	3355 N 20TH ST	8
TEACH AND PLAYLAND	3901 N 26TH ST	8
TEETER TOTTER FAMILY DAY CARE	3747 N 18TH ST	8
THE BLUE MOON CHILD CARE SERVICES	3611 N 12TH ST	8
TOUCHING TENDER HEARTS	2523 N 14TH ST	8
UNCONDITIONAL LOVE	2521 N 20TH ST	8
UNIQUE CHILD CARE	3509 N 14TH ST	8
WHITLEY'S FAMILY CHILD DEV CTR	3940 N 11TH ST	8
WOODS EDUCATIONAL CHILD CARE CENTER	2416 W HOPKINS ST	8
YOUNG IMAGINATIONS CHILDCARE CENTER	3907 N 15TH ST	8
YOUR HANDS IN MINE	3144 N 14TH ST	8
ZEBREYA'S BABIES BOTTLES & BOOTIES	3542 N 23RD ST	8
ZILLAH ONE CHILD CARE II	2746 N 25TH ST	8
Total	122 Centers	976

Drilldown of Subsidized Child Care Usage by Children Living in Zipcode 53204

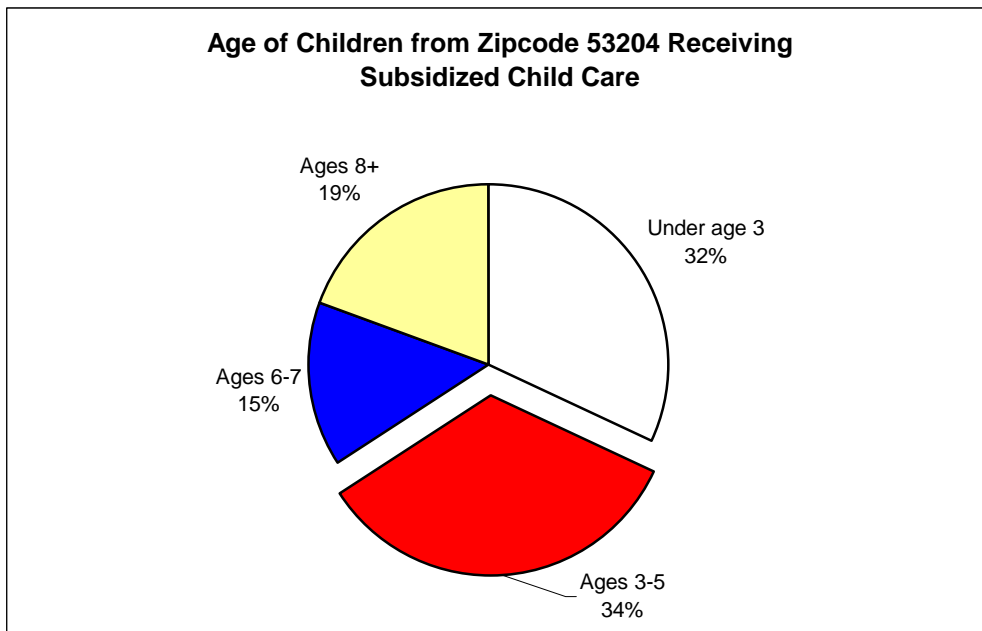
For children residing in zipcode 53204, a total of 972 children received child care subsidies in April 2006. Sixty percent of the children were in licensed group centers and another 25% were in licensed family care, with 8% in MPS school age programs.



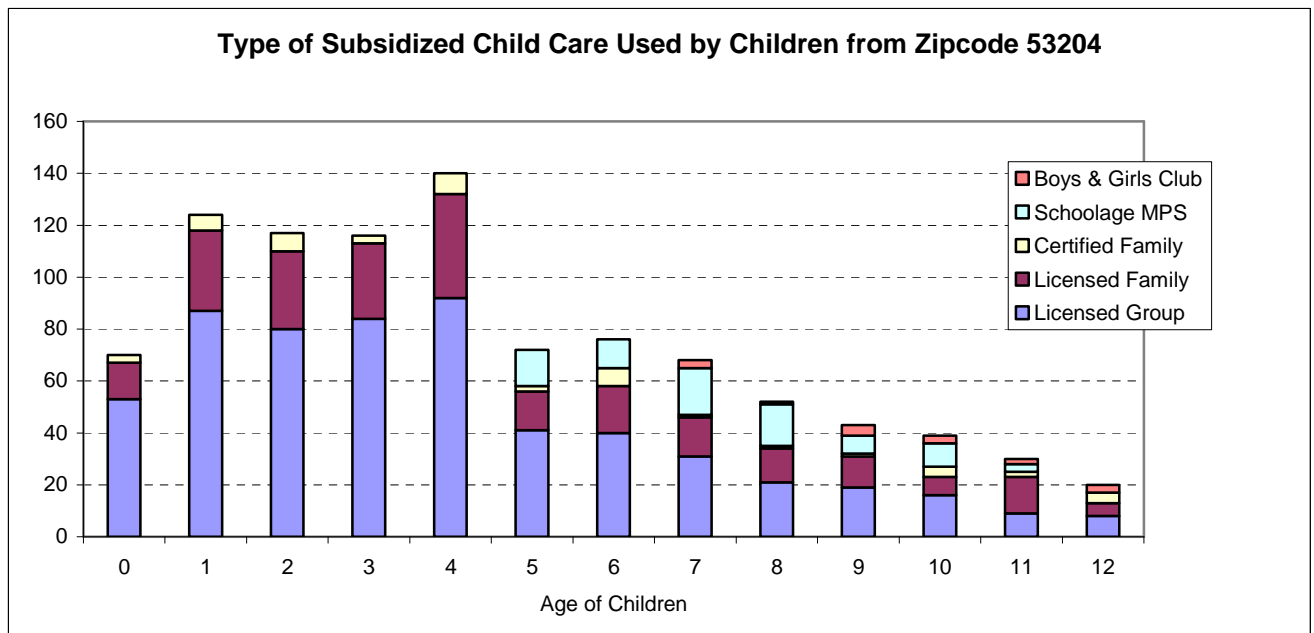
In this zipcode 4-year-olds make up the largest number of children in subsidized child care. Twice as many 4-year-olds are in care than 5-year-olds.



Children ages 3 through 5 comprise a third (34%) of the children in care.



Licensed group care dominates the child care usage for preschool children from zipcode 53204.



In zipcode 53204 two-thirds or more of subsidized children under age 5 were in licensed group care, as were over half of the 5 and 6 year-olds.

Children from Zipcode 53204 in Subsidized Child Care as of April 2006

Type of Provider	Child's Age as of June 30, 2006														
	<u>0</u>	<u>1</u>	<u>2</u>	<u>3</u>	<u>4</u>	<u>5</u>	<u>6</u>	<u>7</u>	<u>8</u>	<u>9</u>	<u>10</u>	<u>11</u>	<u>12</u>	<u>13</u>	<u>ALL</u>
Licensed Group	53	87	80	84	92	41	40	31	21	19	16	9	8	2	584
Licensed Family	14	31	30	29	40	15	18	15	13	12	7	14	5	1	244
Certified Family	3	6	7	3	8	2	7	1	1	1	4	2	4	1	50
Schoolage MPS	0	0	0	0	0	14	11	18	16	7	9	3	0	0	78
Boys & Girls Club	0	0	0	0	0	0	0	3	1	4	3	2	3	0	16
ALL	70	124	117	116	140	72	76	68	52	43	39	30	20	4	972

Licensed Child Care Providers Located in Zipcode 53204

As of July 2006, the state Department of Health and Family Services had licensed 12 group child care centers in zipcode 53204, with a capacity for 1,534 children.

Licensed Group Centers in Milwaukee Zipcode 53204

Facility Name 7/05/06	Facility Street (Milwaukee, WI 53204)	Capacity
ALICE & WONDERFUL LAND LEARNING CTR	2331 W VIEAU PL	41
DCSC VIRGINIA ST CENTER	647 W VIRGINIA ST	118
ESPERANZA DEL FUTURO CHILD CARE	1818 W NATIONAL AVE	50
GUADALUPE HEADSTART CENTER SOUTH	239 W WASHINGTON ST	75
LA CAUSA CHILD CARE-5TH/WALKER	839 S 5TH ST	74
LA CAUSA DAY CARE CENTER	809 W GREENFIELD AVE	340
MY THREE ANGELS GROUP DAY CARE INC	1732 S MUSKEGO AVE	27
OUR CHILDREN OUR FUTURE LRNG CTR II	1926 W ARROW AVE	55
OUR CHILDREN OUR FUTURE LRNING CTR	2220 W NATIONAL AVE	22
READING RAINBOW ACADEMY III	2439 W MITCHELL AVE	51
SDC HEAD START MITCHELL STREET	1660 S 11TH ST	131
UNITED COMMUNITY CENTER DAY CARE	1028 S 9TH ST	550
Total	12 Centers	1,534

In addition, the state licensed 23 family centers, to each care for up to 8 children at a time.

Licensed Family Centers in Milwaukee Zipcode 53204

Facility Name 7/05/06	Facility Street	Capacity
ANAI'S FAMILY DAY CARE CENTER	1931 S 19TH ST	8
ANGELES DULCES	2028 S 12TH ST	8
BLANCA'S CHILD CARE	1829 S 25TH ST	8
COUNTRY BEARS FAMILY DAY CARE	759 S 25TH ST	8
COUNTRY BEARS TWO	717 S 24TH ST	8
ELDINES FAMILY CHILD CARE & DEV CTR	833 S 21ST ST	8
GLENORA'S CHILD CARE	1322 S 23RD ST	6
HAPPY FACES FAMILY CHILD CARE	1517A W WALKER ST	8
IVELISSE CRESPO FAMILY CHILD DC	1820 S 6TH ST	8
JEHOVA YIRE FAMILY CHILD CARE CTR	1309 S 19TH ST	8
KIDS KORNER DAY CARE	1501 W GREENFIELD AVE	8
LIT'L TOTS DAY CARE	1046 S 23RD ST	8
LOPEZ FAMILY DAY CARE	729 S 24TH ST	8
MI CASITA CHILD CARE	1523 S 5TH ST	8
MISS SONIA LOVES CHILDREN	609 W MAPLE ST	8
PRECIOUS PLAYHOUSE CHILD CARE	1739 S 21ST ST	8
ROSA'S GARDEN OF CHILDREN FAMILY DC	2028 S 25TH ST	8
SHINY STARS	1011 S 20TH ST	8
SONIA'S STARBRIGHT FAMILY DAY CARE	1572 S 23RD ST	8
SUN SHINE DAY CARE	2016 S 17TH ST	8
SUNNY DAYS FAMILY DAY CARE	1737 W ARROW ST	8
WELIN'S FAMILY CHILD CARE	1824 S 6TH ST	8
X'S AND O'S EDUCATIONAL CHILD CARE	2023-A S 13TH ST	8
Total	23 Centers	184

Appendix

Total Licensed Child Care Centers and Licensed Care Capacity in Milwaukee County: July 2006

Map of Licensed Group Child Care Centers in the City of Milwaukee

Map of Licensed Family Child Care Centers in the City of Milwaukee

Milwaukee County Child Care Subsidies by Age and Zipcode of the Children

Subsidies for MPS School Age Child Care Programs by Age and Zipcode of the Children

Subsidies for State Licensed Group Centers by Age and Zipcode of the Children

Subsidies for State Licensed Family Centers by Age and Zipcode of the Children

Subsidies for County Certified Family Care by Age and Zipcode of the Children

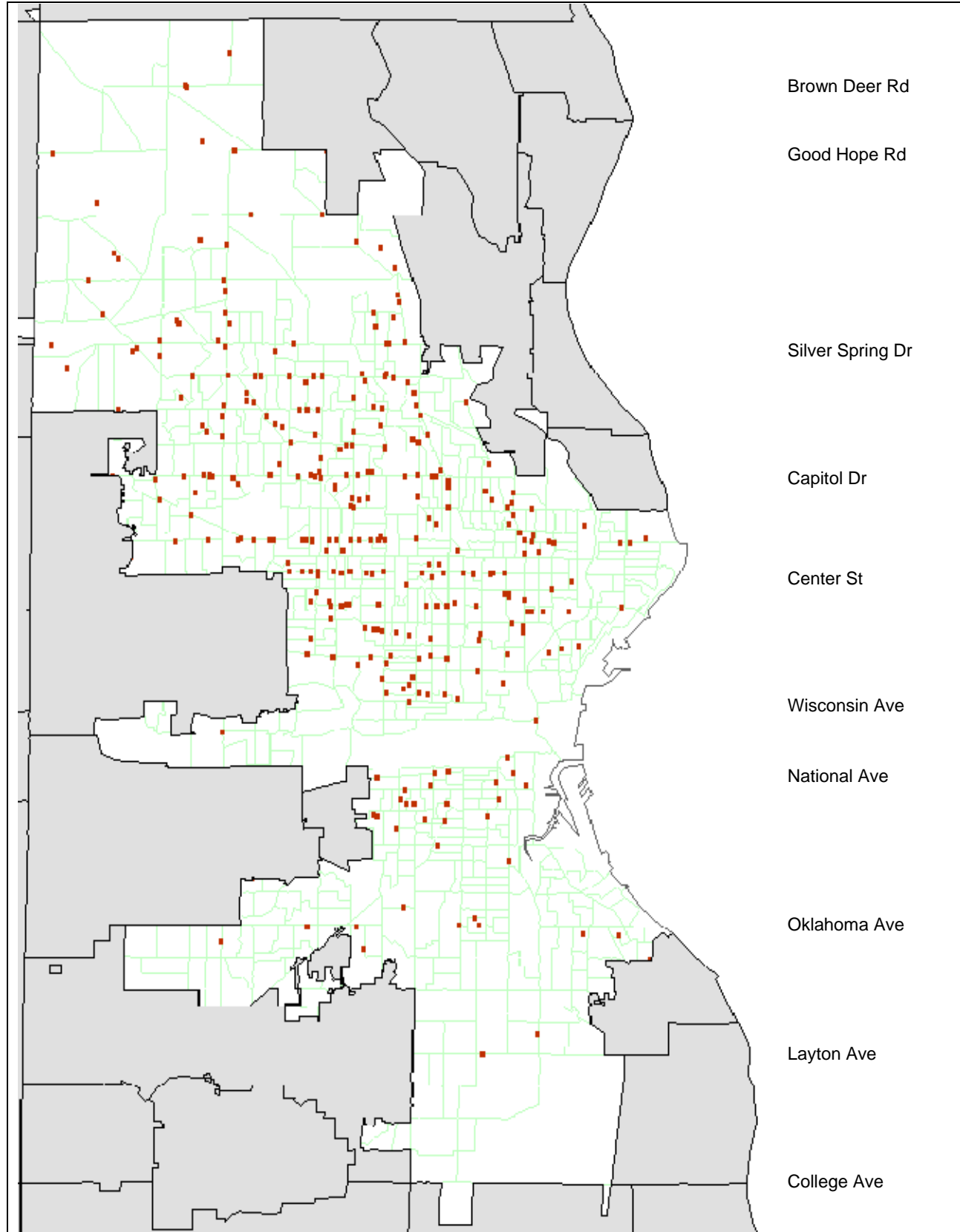
Licensed Child Care Providers in Milwaukee County

The state Department of Health and Family Services licenses group centers to care for 9 or more children. The Child Care Directory for all licensed centers in Wisconsin is online at www.dhfs.wi.us/rl_defs/Directories/CC-Directories.HTM. As of July 2006, the state had licensed 491 group centers and 1,042 family centers in Milwaukee County.

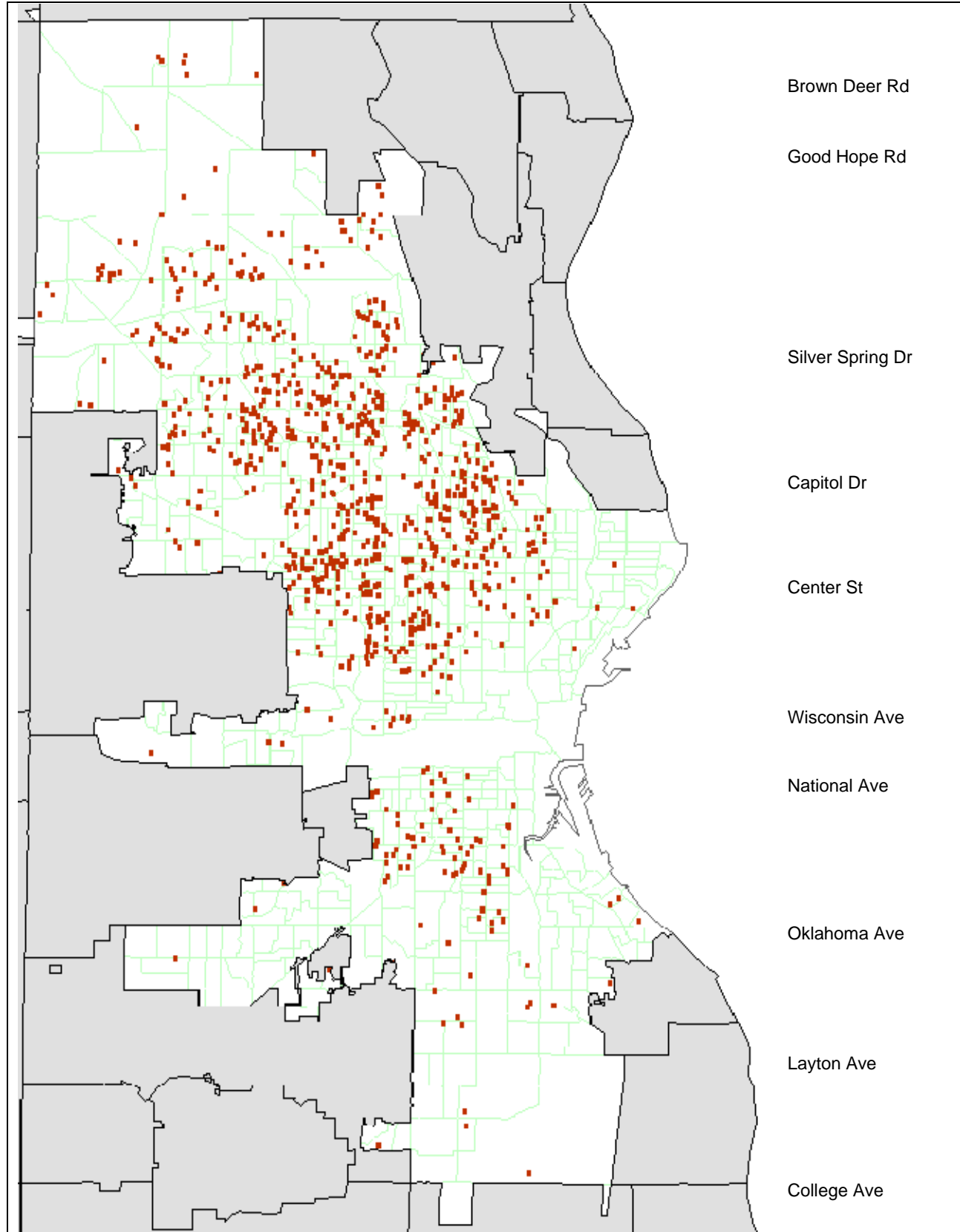
STATE LICENSED CHILD CARE CENTERS AND CAPACITY IN MILWAUKEE COUNTY: July 2006

Milwaukee County Zipcode	Licensed Group Providers	Licensed Group Capacity	Licensed Family Providers	Licensed Family Capacity	Municipalities in Zipcode
53110	4	228	2	16	Cudahy
53129	0	0	1	8	Greendale
53130	4	212	1	8	Hales Corners
53132	9	622	2	16	Franklin
53154	11	804	5	40	Oak Creek
53172	7	357	1	8	South Milwaukee
53202	3	285	4	32	Milwaukee
53203	1	120	0	0	Milwaukee
53204	12	1,534	23	184	Milwaukee
53205	13	950	24	192	Milwaukee
53206	22	1,096	122	976	Milwaukee
53207	7	297	10	80	Milwaukee
53208	27	1,493	70	560	Milwaukee
53209	42	2,820	151	1,208	Milwaukee, Brown Deer, Glendale, River Hills
53210	41	2,022	99	792	Milwaukee
53211	10	734	3	24	Milwaukee, Shorewood, Whitefish Bay
53212	34	1,803	35	280	Milwaukee
53213	11	608	6	48	Wauwatosa, Milwaukee
53214	12	625	9	72	West Allis, Milwaukee, West Milwaukee
53215	18	1,441	54	432	Milwaukee, West Milwaukee
53216	35	1,766	114	912	Milwaukee
53217	19	1,382	4	32	Bayside, Fox Pt., Glendale, River Hills, W. Bay
53218	34	1,931	151	1,208	Milwaukee
53219	14	830	7	56	Milwaukee, Greenfield, W. Allis, W. Milwaukee
53220	6	234	3	24	Greenfield, Milwaukee
53221	8	427	13	104	Milwaukee, Greenfield
53222	17	984	19	152	Milwaukee, Wauwatosa
53223	18	1,123	32	256	Milwaukee, Brown Deer
53224	6	577	24	192	Milwaukee
53225	20	1,000	40	320	Milwaukee, Wauwatosa
53226	5	484	4	32	Wauwatosa, Milwaukee
53227	6	434	2	16	West Allis, Milwaukee, Greenfield
53228	4	211	2	16	Greenfield, Milwaukee
53233	7	499	4	32	Milwaukee
53235	2	182	0	0	St. Francis
ALL	489	30,115	1041	8,328	Milwaukee County – 18 Municipalities

Licensed Group Child Care Centers in the City of Milwaukee



Licensed Family Child Care Centers in the City of Milwaukee



TOTAL MILWAUKEE COUNTY CHILDREN RECEIVING SHARES CHILDCARE SUBSIDIES IN APRIL 2006

CHILD'S ZIPCODE	Child's Age as of June 30, 2006														
	<u>0</u>	<u>1</u>	<u>2</u>	<u>3</u>	<u>4</u>	<u>5</u>	<u>6</u>	<u>7</u>	<u>8</u>	<u>9</u>	<u>10</u>	<u>11</u>	<u>12</u>	<u>13</u>	<u>ALL</u>
53110	10	21	20	21	19	18	20	9	11	9	8	4	2	0	172
53129	2	6	4	5	5	8	5	2	0	2	0	0	0	0	39
53130	1	5	2	3	1	5	2	3	1	4	2	0	0	0	29
53132	4	8	13	10	5	5	2	2	0	0	0	0	0	0	49
53154	7	15	23	17	13	11	8	9	5	9	2	3	2	0	124
53172	8	15	17	21	21	16	6	10	10	5	6	1	1	0	137
53202	7	6	3	8	2	3	1	4	1	0	1	1	1	0	38
53203	1	1	0	0	0	0	0	0	0	0	0	0	0	0	2
53204	70	124	117	116	140	72	76	68	52	43	39	30	20	4	972
53205	63	94	102	99	95	79	74	59	53	58	41	35	25	3	880
53206	150	232	245	250	208	194	162	160	160	135	116	84	81	15	2,192
53207	15	38	34	50	45	25	26	24	20	13	12	9	1	2	314
53208	137	183	218	197	171	136	116	121	103	100	79	71	57	14	1,703
53209	146	276	290	251	274	212	184	177	151	153	111	114	77	14	2,430
53210	102	184	214	214	182	187	155	157	103	139	93	86	80	16	1,912
53211	3	4	5	2	9	5	3	2	4	1	0	0	1	0	39
53212	80	156	151	157	119	94	105	99	80	75	68	55	63	10	1,312
53213	1	14	14	23	13	15	8	14	4	9	4	5	1	1	126
53214	22	38	58	55	52	48	37	20	24	20	14	14	6	0	408
53215	64	132	146	121	138	104	71	56	64	53	45	35	19	3	1,051
53216	112	198	171	170	181	137	127	93	95	80	74	53	40	7	1,538
53217	2	5	4	2	2	2	0	2	1	2	1	0	0	0	23
53218	153	249	276	260	254	232	156	184	157	154	127	103	82	14	2,401
53219	9	32	29	30	44	22	13	11	17	8	5	5	4	0	229
53220	15	13	13	34	19	14	18	13	10	9	2	5	2	0	167
53221	16	49	40	44	34	34	19	16	18	14	10	9	6	3	312
53222	19	33	45	38	36	22	26	24	26	16	13	9	8	0	315
53223	67	101	96	108	85	83	69	68	44	46	34	26	14	5	846
53224	57	86	116	108	97	77	106	84	68	76	57	54	28	9	1,023
53225	82	178	168	178	161	140	111	94	97	85	62	68	32	9	1,465
53226	2	5	5	5	6	3	2	2	3	0	0	0	0	0	33
53227	9	18	30	16	16	21	9	12	12	6	5	2	2	0	158
53228	6	9	9	10	6	3	5	3	0	2	1	0	1	0	55
53233	32	51	51	39	36	16	25	20	15	12	8	9	7	0	321
53235	6	6	6	7	5	4	6	4	1	1	1	3	0	0	50
ALL	1,489	2,606	2,755	2,689	2,509	2,061	1,767	1,640	1,425	1,345	1,048	900	669	129	23,033

SCHOOL AGE PROGRAMS OPERATED BY PUBLIC SCHOOLS: Shares Subsidies In Milwaukee County, April 2006

CHILD'S ZIPCODE	Child's Age as of June 30, 2006														
	0	1	2	3	4	5	6	7	8	9	10	11	12	13	ALL
53110	--	--	--	--	--	1	1	--	--	--	--	--	--	--	2
53129	--	--	--	--	--	--	--	--	--	--	--	--	--	--	0
53130	--	--	--	--	--	--	--	--	--	--	--	--	--	--	0
53132	--	--	--	--	--	--	--	--	--	--	--	--	--	--	0
53154	--	--	--	--	--	--	--	--	--	--	1	1	--	--	2
53172	--	--	--	--	--	--	--	--	2	--	--	1	--	--	3
53202	--	--	--	--	--	--	--	--	--	--	--	--	--	--	0
53203	--	--	--	--	--	--	--	--	--	--	--	--	--	--	0
53204	--	--	--	--	--	14	11	18	16	7	9	3	--	--	78
53205	--	--	--	--	1	1	1	1	1	2	1	--	--	--	8
53206	--	--	--	--	2	2	1	5	6	7	7	4	2	--	36
53207	--	--	--	--	2	5	9	9	9	7	2	4	1	--	48
53208	--	--	--	--	4	1	5	6	8	7	1	4	1	1	38
53209	--	--	--	--	7	9	5	12	14	9	12	6	3	--	78
53210	--	--	--	--	--	7	4	10	6	9	5	6	6	--	53
53211	--	--	--	--	--	--	--	--	1	--	--	--	--	--	1
53212	--	--	--	--	--	1	3	5	4	4	3	6	4	2	32
53213	--	--	--	--	--	--	3	1	--	--	--	1	--	--	5
53214	--	--	--	--	2	4	3	2	3	3	2	2	--	--	21
53215	--	--	--	1	3	15	18	15	21	14	14	13	2	--	116
53216	--	--	--	--	4	8	7	2	6	13	5	2	1	--	48
53217	--	--	--	--	--	--	--	--	--	--	--	--	--	--	0
53218	--	--	--	2	3	10	8	13	11	15	7	10	5	1	85
53219	--	--	--	--	--	2	4	1	4	2	1	1	1	--	16
53220	--	--	--	--	2	3	4	3	3	1	--	2	1	--	19
53221	--	--	--	--	1	2	2	3	2	3	2	2	1	1	19
53222	--	--	--	--	1	1	1	1	--	2	--	--	--	--	6
53223	--	--	--	--	--	5	4	6	3	2	5	1	--	1	27
53224	--	--	--	--	1	4	6	3	4	2	6	1	--	2	29
53225	--	--	--	--	3	6	1	4	3	7	3	4	3	--	34
53226	--	--	--	--	--	--	--	--	--	--	--	--	--	--	0
53227	--	--	--	--	--	--	--	1	--	--	--	--	--	--	1
53228	--	--	--	--	1	1	1	--	--	--	--	--	--	--	3
53233	--	--	--	--	1	--	1	--	--	--	1	--	--	--	3
53235	--	--	--	--	--	--	--	--	--	--	1	1	--	--	2
ALL	--	--	--	5	38	102	105	124	129	119	88	75	31	8	824

LICENSED GROUP CARE: Shares Subsidies In Milwaukee County, April 2006

CHILD'S ZIPCODE	Child's Age as of June 30, 2006														
	0	1	2	3	4	5	6	7	8	9	10	11	12	13	ALL
53110	10	20	18	21	18	15	17	8	11	8	6	3	1	0	156
53129	2	6	4	5	5	8	5	2	0	2	0	0	0	0	39
53130	1	3	1	3	1	3	2	3	1	4	2	0	0	0	24
53132	4	8	12	9	5	5	2	2	0	0	0	0	0	0	47
53154	5	12	21	16	11	11	8	9	4	9	0	2	2	0	110
53172	8	14	17	20	21	16	6	10	8	5	6	0	1	0	132
53202	5	3	2	5	1	1	0	2	1	0	1	0	0	0	21
53203	1	1	0	0	0	0	0	0	0	0	0	0	0	0	2
53204	53	87	80	84	92	41	40	31	21	19	16	9	8	2	584
53205	36	58	61	61	62	49	49	32	30	29	21	15	9	1	513
53206	67	128	140	141	112	102	75	71	69	54	48	33	29	6	1,075
53207	9	28	25	39	40	16	10	10	5	3	5	4	0	1	195
53208	76	92	136	117	107	84	71	66	58	46	41	37	27	5	963
53209	73	178	170	155	163	118	99	104	82	75	51	54	28	7	1,357
53210	54	95	108	119	109	92	85	73	53	68	39	40	23	8	966
53211	2	4	4	2	9	5	3	2	1	1	0	0	0	0	33
53212	49	97	92	96	67	49	55	51	35	29	29	27	25	1	702
53213	1	11	9	20	13	13	4	12	2	8	3	3	1	0	100
53214	18	28	45	46	43	35	22	12	14	11	9	8	4	0	295
53215	42	87	96	84	96	59	31	25	25	20	18	10	7	1	601
53216	53	110	108	99	96	73	65	49	44	32	39	23	16	3	810
53217	2	4	4	1	2	0	0	1	0	2	1	0	0	0	17
53218	74	127	151	139	150	125	84	85	81	79	77	43	38	6	1,259
53219	9	26	23	28	39	18	9	7	11	5	4	4	0	0	183
53220	11	12	11	30	15	9	13	9	5	7	2	3	1	0	128
53221	14	39	27	34	29	26	12	8	12	7	4	3	3	0	218
53222	12	22	30	28	26	12	15	14	13	10	6	2	4	0	194
53223	39	59	70	76	55	57	42	43	25	30	18	16	8	4	542
53224	38	57	75	70	68	39	63	49	42	43	28	29	13	4	618
53225	52	108	105	116	95	86	53	39	56	42	32	32	10	2	828
53226	1	4	4	5	6	3	2	2	3	0	0	0	0	0	30
53227	8	16	25	13	16	18	7	9	9	4	3	1	2	0	131
53228	5	8	9	10	5	2	4	3	0	2	1	0	1	0	50
53233	23	33	37	31	24	13	13	17	10	6	5	5	4	0	221
53235	6	5	5	4	5	4	5	3	0	1	0	2	0	0	40
ALL	870	1,600	1,737	1,740	1,617	1,216	979	869	739	661	519	411	271	51	13,281

LICENSED FAMILY CARE: Shares Subsidies In Milwaukee County, April 2006

CHILD'S ZIPCODE	Child's Age as of June 30, 2006														
	<u>0</u>	<u>1</u>	<u>2</u>	<u>3</u>	<u>4</u>	<u>5</u>	<u>6</u>	<u>7</u>	<u>8</u>	<u>9</u>	<u>10</u>	<u>11</u>	<u>12</u>	<u>13</u>	<u>ALL</u>
53110	0	1	2	0	1	2	2	0	0	0	0	1	0	0	9
53129	0	0	0	0	0	0	0	0	0	0	0	0	0	0	0
53130	0	0	0	0	0	0	0	0	0	0	0	0	0	0	0
53132	0	0	1	1	0	0	0	0	0	0	0	0	0	0	2
53154	1	2	1	1	0	0	0	0	0	0	0	0	0	0	5
53172	0	1	0	1	0	0	0	0	0	0	0	0	0	0	2
53202	2	1	1	3	0	1	1	0	0	0	0	0	0	0	9
53203	0	0	0	0	0	0	0	0	0	0	0	0	0	0	0
53204	14	31	30	29	40	15	18	15	13	12	7	14	5	1	244
53205	25	29	34	21	26	24	16	22	15	15	13	10	9	2	261
53206	65	86	80	90	76	71	65	73	62	60	45	28	34	7	842
53207	4	5	6	9	2	3	3	3	4	2	1	0	0	1	43
53208	49	80	68	66	53	43	35	38	29	37	30	26	24	7	585
53209	52	66	88	68	76	68	61	40	43	50	34	31	29	5	711
53210	37	73	88	76	57	79	56	61	32	48	31	33	34	6	711
53211	1	0	1	0	0	0	0	0	1	0	0	0	1	0	4
53212	23	47	46	49	42	33	40	34	30	32	25	17	31	5	454
53213	0	3	4	2	0	2	0	1	1	0	1	0	0	0	14
53214	3	8	10	7	4	8	6	4	7	3	2	3	1	0	66
53215	17	36	42	29	37	25	20	11	11	16	6	9	3	1	263
53216	46	64	52	54	62	41	45	34	31	27	16	22	18	3	515
53217	0	1	0	1	0	2	0	1	1	0	0	0	0	0	6
53218	60	83	93	96	80	77	48	65	42	45	31	35	27	4	786
53219	0	4	4	2	4	2	0	3	2	1	0	0	2	0	24
53220	3	1	1	4	1	2	1	1	1	1	0	0	0	0	16
53221	2	8	8	8	4	5	3	4	4	4	2	3	1	2	58
53222	6	8	12	8	7	8	7	9	10	4	6	7	3	0	95
53223	21	36	17	25	21	14	13	13	11	8	6	5	2	0	192
53224	12	20	31	29	21	26	31	25	13	22	18	16	11	2	277
53225	23	47	48	48	47	38	43	38	29	27	19	21	16	3	447
53226	1	1	1	0	0	0	0	0	0	0	0	0	0	0	3
53227	1	2	3	2	0	2	2	2	3	2	2	1	0	0	22
53228	1	1	0	0	0	0	0	0	0	0	0	0	0	0	2
53233	8	14	9	6	10	3	9	2	5	6	2	2	3	0	79
53235	0	1	0	2	0	0	1	1	1	0	0	0	0	0	6
ALL	479	766	788	742	675	599	530	502	404	423	299	286	254	49	6,796

CERTIFIED FAMILY CARE: Shares Subsidies In Milwaukee County, April 2006

CHILD'S ZIPCODE	Child's Age as of June 30, 2006														
	<u>0</u>	<u>1</u>	<u>2</u>	<u>3</u>	<u>4</u>	<u>5</u>	<u>6</u>	<u>7</u>	<u>8</u>	<u>9</u>	<u>10</u>	<u>11</u>	<u>12</u>	<u>13</u>	<u>ALL</u>
53110	0	0	0	0	0	0	0	1	0	1	2	0	0	0	4
53129	0	0	0	0	0	0	0	0	0	0	0	0	0	0	0
53130	0	2	1	0	0	2	0	0	0	0	0	0	0	0	5
53132	0	0	0	0	0	0	0	0	0	0	0	0	0	0	0
53154	1	1	1	0	1	0	0	0	0	0	0	0	0	0	4
53172	0	0	0	0	0	0	0	0	0	0	0	0	0	0	0
53202	0	2	0	0	1	1	0	2	0	0	0	1	1	0	8
53203	0	0	0	0	0	0	0	0	0	0	0	0	0	0	0
53204	3	6	7	3	8	2	7	1	1	1	4	2	4	1	50
53205	2	7	7	17	6	5	8	2	6	8	5	3	5	0	81
53206	18	18	25	19	18	19	20	11	21	13	15	17	12	2	228
53207	2	5	3	2	1	1	4	1	2	0	4	1	0	0	26
53208	12	11	14	14	7	8	5	11	7	10	6	4	5	1	115
53209	21	32	32	27	28	17	19	21	12	15	13	17	12	1	267
53210	11	16	18	19	16	9	10	12	12	13	16	5	14	1	172
53211	0	0	0	0	0	0	0	0	1	0	0	0	0	0	1
53212	8	12	13	12	10	11	7	9	10	10	10	5	3	2	122
53213	0	0	1	1	0	0	1	0	1	1	0	1	0	1	7
53214	1	2	3	2	3	1	6	2	0	3	1	1	1	0	26
53215	5	9	8	7	2	5	2	5	6	2	5	2	5	1	64
53216	13	24	11	17	19	15	10	8	14	7	14	6	5	1	164
53217	0	0	0	0	0	0	0	0	0	0	0	0	0	0	0
53218	19	39	32	23	21	20	16	21	22	13	11	14	12	3	266
53219	0	2	2	0	1	0	0	0	0	0	0	0	1	0	6
53220	1	0	1	0	1	0	0	0	1	0	0	0	0	0	4
53221	0	2	5	2	0	1	2	1	0	0	2	1	0	0	16
53222	1	3	3	2	2	1	3	0	3	0	1	0	1	0	20
53223	7	6	9	7	9	7	10	6	5	6	5	4	4	0	85
53224	7	9	10	9	7	8	6	7	9	9	5	8	4	1	99
53225	7	23	15	14	16	10	14	13	9	9	8	10	3	4	155
53226	0	0	0	0	0	0	0	0	0	0	0	0	0	0	0
53227	0	0	2	1	0	1	0	0	0	0	0	0	0	0	4
53228	0	0	0	0	0	0	0	0	0	0	0	0	0	0	0
53233	1	4	5	2	1	0	2	1	0	0	0	2	0	0	18
53235	0	0	1	1	0	0	0	0	0	0	0	0	0	0	2
ALL	140	240	230	202	178	144	152	138	144	123	128	106	92	19	2,036