

# Clicker Registration and Use

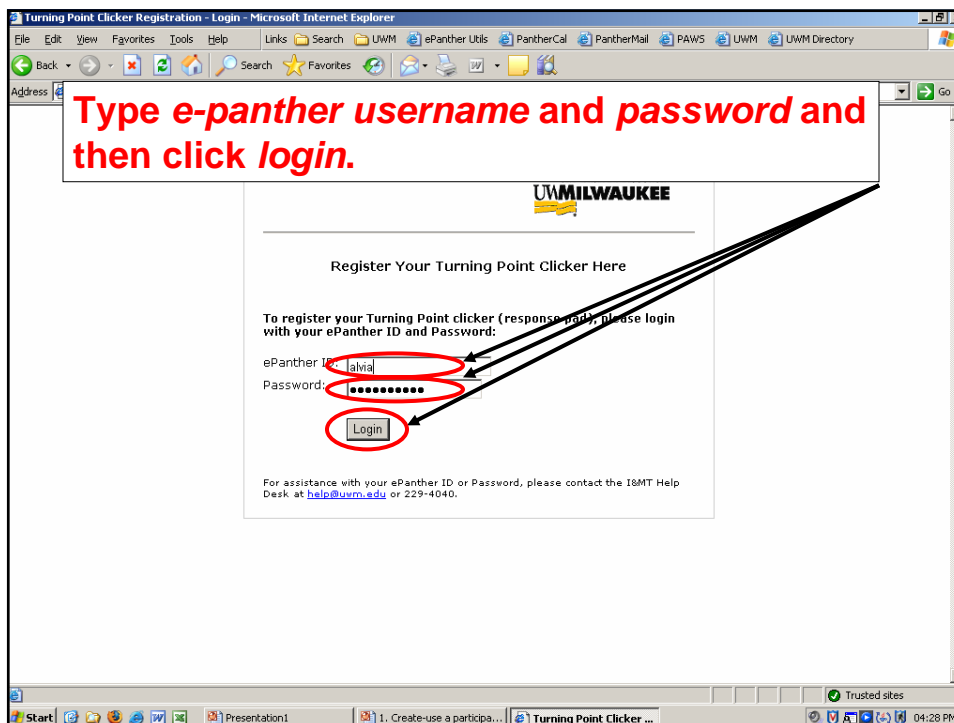
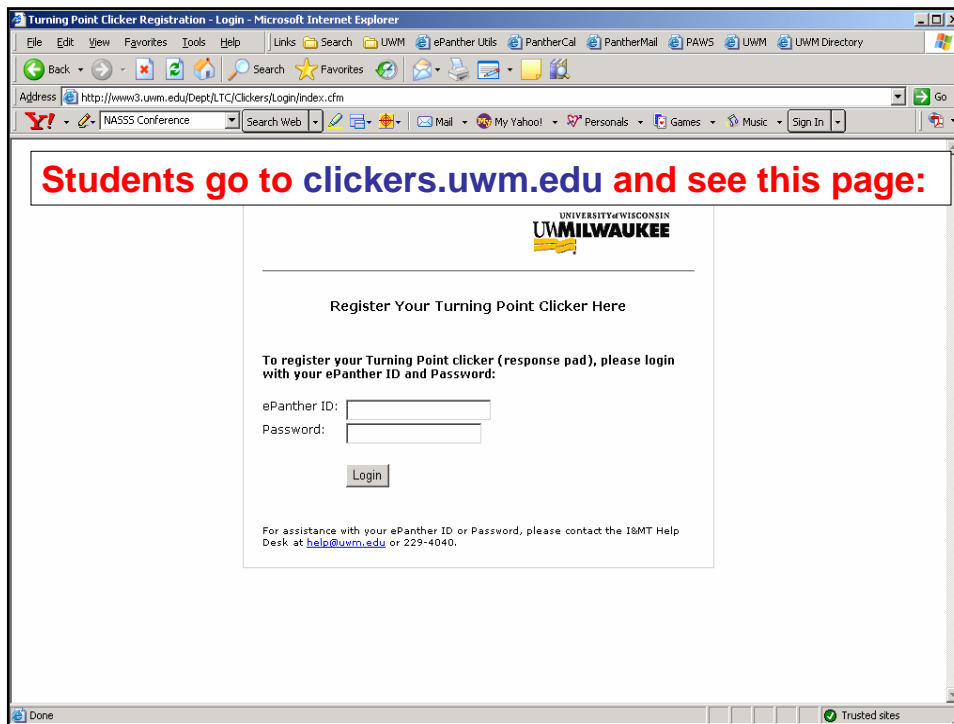
Gerald Bergtrom, Ph.D.  
Learning Technology Center  
University of Wisconsin – Milwaukee  
October 2005

Edited by Tanya Joosten, Alan Aycok, Susan Gifford

Faculty: Share this with your class to help students register their  
clickers!



**Note:** Online clicker registration is for the first few weeks of class, until the add/drop deadline. Students get instructions when buying the clicker. Use this tutorial if you are helping a student register their clicker online. After the deadline, faculty may add new clicker users by editing the TurningPoint class roster (see tutorial on *Editing a Participant List*).



**Find the 6 digit ID on back of clicker; type it in the appropriate box and click register...**

Register Your Turning Point Clicker Here

Edward Broughton, please register the Clicker ID from the back of the Turning Point clicker (response pad) for your Fall 2005 class(es):


Class	Section	Title	Instructor	Clicker ID	Register
ANTHRO 543	LEC 001	Cross-Cultural Study of Religion	Alan Aycock	<input type="text"/>	<input type="button" value="Register"/>

If you take more clicker classes next term, you must register your clicker ID for those classes at that time.

Logout

For assistance in registering your Turning Point clicker, please contact the I&MT Help Desk at [help@uwm.edu](mailto:help@uwm.edu) or 229-4040.

This clicker has ID **006F6F**:



**Note: students enrolled in more than one class using a TurningPoint keypad can use the same clicker; they only need to register once.**

Register Your Turning Point Clicker Here

Ayesha Alvi has registered a Turning Point clicker for all Fall 2005 classes.

Logout

For assistance in registering your Turning Point clicker, please contact the I&MT Help Desk at [help@uwm.edu](mailto:help@uwm.edu) or 229-4040.

**This message indicates that the student has successfully registered the clicker.**

The classroom *channel number* is posted on the podium. This number must be set on each clicker at the start of class...

To do this, students press GO - # - #  
For example press GO-7-3 for channel 73.

The clicker LED will glow **red** and **green** during this procedure, glowing **green** for about 2 seconds at the end.

It's a good idea to start each class with a slide like the following one:

## **Important Reminder**

**Please key in the following on your  
TurningPoint Clickers:**

**'GO-7-3'**

This synchronizes channel 73 on your clicker with the same channel on the computer at the front of the room.

**The end**