




PARKING & TRANSIT



[⇒ Parking](#)
[⇒ Transportation](#)
[⇒ Online Services](#)
[⇒ News](#)
[⇒ Contact Us](#)



PARKING & TRANSIT

- ⇒ Parking
 - Payments/Fees
 - Permits
 - Contractors
 - Disability
 - Faculty/Staff
 - Univ. Housing
 - Student/Guest
 - Regulations
 - Visitors/Guests
 - New Employees

Loading Dock/Service Areas/30 Minute Meters

Following are the rules for repairmen, contractors, service representatives and members of the university community who need to load or unload material:

- Dock areas are reserved for delivery vehicles with truck plates while loading or unloading.
- Short term errand parking (picking up mail or delivering something to an office) is provided at the short term 30 minute meters or in public parking lots only.
- Personal vehicles are not allowed in loading docks.
- Parking in service areas requires authorization from the Parking Office.
- Parking elsewhere is prohibited.

Note: Parking at the job site is not an acceptable excuse to park illegally.

If a motor vehicle of any type will be used in the conduct of a job or business at UWM it should be noted that a vehicle left unattended for any length of time is considered parked. This applies even to vehicles that are unattended with their hazard lights on.

Please see the ["K" Permit](#) section for information on legally parking in a service area.





Parking and Transit Department
 Union WG25
 P.O. Box 413
 Milwaukee, WI 53201
 (414) 229-4000



PARKING & TRANSIT



[⇒ Parking](#)
[⇒ Transportation](#)
[⇒ Online Services](#)
[⇒ News](#)
[⇒ Contact Us](#)



PARKING & TRANSIT

- ⇒ Parking
 - Payments/Fees
 - Permits
 - Contractors
 - Disability
 - Faculty/Staff
 - Univ. Housing
 - Student/Guest
 - Regulations
 - Visitors/Guests
 - New Employees

“K” Permit Parking

Any serviceperson or contractor who needs parking space(s) as close as possible to their campus destination for longer than a “visitor” 30-minute meter will allow, may purchase a special **“K” permit**.

This **“K” permit** will allow a vehicle to be parked at a 30-minute meter beyond its posted time limit and without having to pay the meter fee. The “K” permit will also allow a vehicle to park in other convenient areas and spaces posted: **“Vehicles Authorized by the UWM Parking Department Only.”**

In fact, except for the Union Parking Garage, the **“K” permit** will allow a vehicle to park in a parking space available for general public parking **—without having to pay any additional parking fee beyond the cost of the permit.**

“K” permits are available to eligible vendors, suppliers and service and repair agents on the following basis:

One Day Permits

These permits can be issued per day or in advance quantities. Each permit is self validating and allows parking all day on the date for which the permit is validated.

Consecutive Day or Extended Use Permits

These permits are sold for multiple days, month, or per year (non-reserved). See [Parking Fees](#) for exact cost. Each permit is validated at the time of purchase.

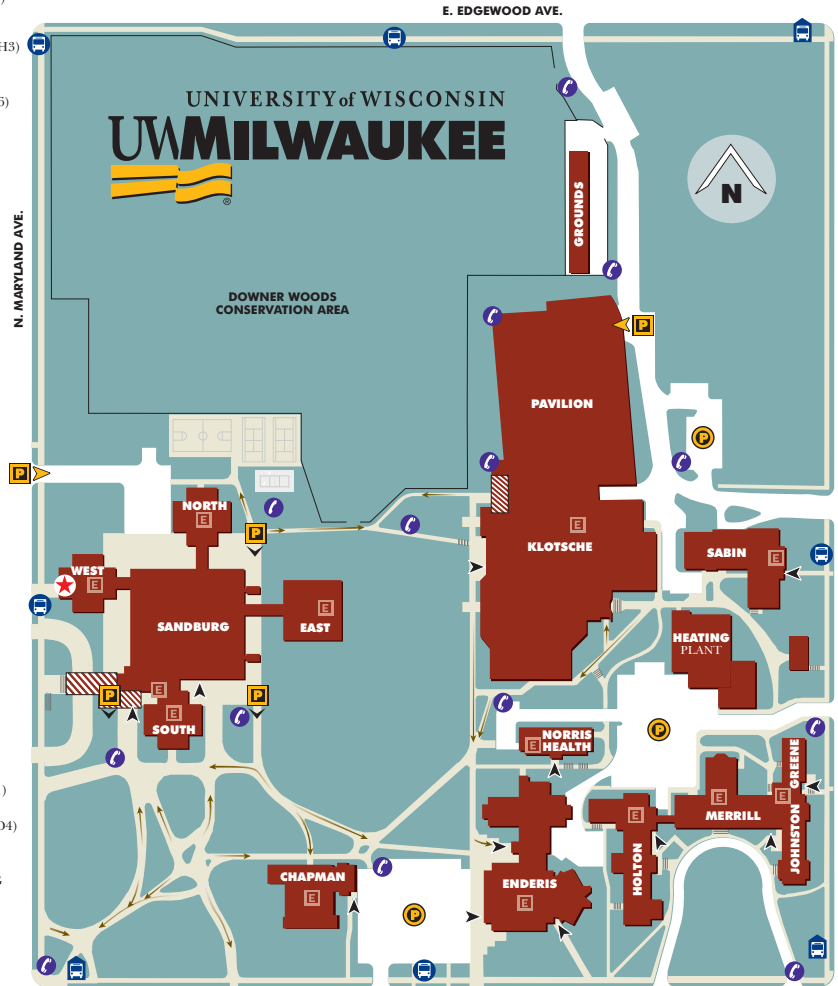
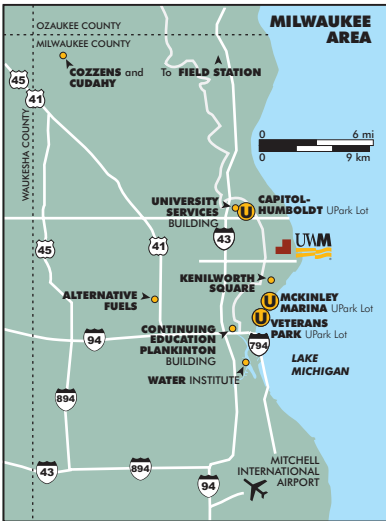
Only vendors, suppliers, service and repair agents who show proof that they have received an official contract or order for purchase, service or work are eligible to obtain **“K” permits** of any kind. The UWM Parking Department reserves the right to limit the quantity of permits issued to a vendor or contractor. **“K” permits** will not be sold to persons or firms in the process of soliciting business from UWM.



Parking and Transit Department
 Union WG25
 P.O. Box 413
 Milwaukee, WI 53201
 (414) 229-4000

BUILDING DIRECTORY

- ALT **ALTERNATIVE FUELS**
EMISSIONS TESTING LABORATORY (C1)
- AH **ALUMNI HOUSE** (E2)
- AUP **ARCHITECTURE AND URBAN PLANNING BUILDING** (H3)
- ART **ART BUILDING** (I6)
- AC **THE ARTS CENTER** (I6)
- ACL **ARTS CENTER LECTURE HALL** (I6)
- BOL **BOLTON HALL** (I5)
- CHA **CHAPMAN HALL** (F5)
- CHM **CHEMISTRY BUILDING** (I2)
- CEP **CONTINUING EDUCATION PLANKINTON BUILDING** (C2)
- CCRC **COZZENS AND CUDAHY RESEARCH CENTER** (A1)
- CUN **CUNNINGHAM HALL** (G1)
- CRT **CURTIN HALL** (H7)
- EMS **EMS BUILDING** (I1)
ENGINEERING AND MATHEMATICAL SCIENCES BUILDING
- END **ENDERIS HALL** (F6)
- ENG **ENGELMANN HALL** (G2)
- GAR **GARLAND HALL** (G6)
- GML **GOLDA MEIR LIBRARY** (G5)
- GRH **GREENE HALL** (E7)
- GRD **GROUNDS BUILDING** (B6)
- HP **HEATING PLANT** (E7)
- HCC **HEFTER CONFERENCE CENTER** (E2)
- HLT **HOLTON HALL** (F6)
- JOH **JOHNSTON HALL** (F7)
- KSA **KENILWORTH SQUARE APARTMENTS** (F1)
- KSE **KENILWORTH SQUARE EAST** (F1)
- KC **KLOTSCH CENTER** (D6)
- KUN **KUNKLE CENTER** (J3)
- LAP **LAPHAM HALL** (I3)
- LUB **LUBAR HALL** (I4)
- MEL **MELLENCAMP HALL** (J6)
- MER **MERRILL HALL** (F7)
- MT **MITCHELL HALL** (I7)
- MUS **MUSIC BUILDING** (H6)
- NHC **NORRIS HEALTH CENTER** (E6)
- PAV **PAVILION** (C6)
- PER **PEARSE HALL** (G7)
- PHY **PHYSICS BUILDING** (J1)
- PUR **PURIN HALL** (E2)
- RWV **RIVERVIEW RESIDENCE HALL** (F1)
- SAB **SABIN HALL** (D7)
- SAN **SANDBURG RESIDENCE HALL** (D4)
- THR **THEATRE BUILDING** (I6)
- UN **UWM UNION** (J5)
- USB **UNIVERSITY SERVICES BUILDING** (B2)
- **VISITOR CENTER** (In Bolton Hall) (I5)
- VOG **VOGEL HALL** (H7)
- GLRF **WATER INSTITUTE GREAT LAKES RESEARCH FACILITY** (C2)
- ZEL **ZELAZO CENTER** (K6)
FOR THE PERFORMING ARTS

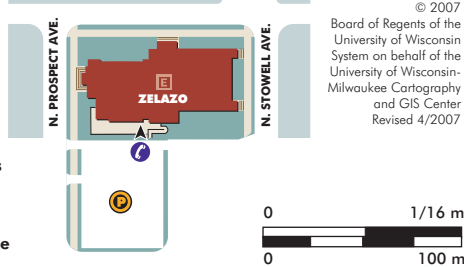


GETTING TO CAMPUS BY CAR

THE SCENIC LAKE ROUTE FROM ALL DIRECTIONS:
From I-43 or I-94 near Downtown, take I-794 east to Lakefront exit. Go north along the lake on Lincoln Memorial Dr. to the top of the hill, where Lincoln Memorial Dr. becomes E. Kenwood Blvd. and intersects with N. Lake Dr. Go straight (west) on Kenwood five blocks to campus.

FROM THE NORTH: Take I-43 south to the Capitol Dr. East exit. Go east on Capitol to N. Downer Ave., then south on Downer five blocks to campus.

- 📞 Emergency Phone
- 🚌 Bus Stop
- 🅅 Public Parking
- 🏠 Bus Shelter
- 🕒 Staff Parking 7am-3pm
(Public Parking after 3 pm)
- 🛗 Elevator
- 🏗️ Stairs to Parking Below
- 🏗️ Stairs
- 👉 Entrance to Underground Parking
- 👉 Steep Walkways with Long Stretches, Cross Slopes or No Railings
(arrow direction indicates uphill)
- 🅅 UPark Lot
- 🏠 Covered Walkway
- ➡️ Ground Level Power-Assisted Entrance
- 👮 UWM University Police



© 2007
Board of Regents of the University of Wisconsin System on behalf of the University of Wisconsin-Milwaukee Cartography and GIS Center
Revised 4/2007

A
B
C
D
E
F
G
H
I
J
K