























| I read more research and literature on teaching and learning since becoming involved in SoTL initiatives and research. | | | Response Percent | Response Count |
|---|--|--|---------------------------------|-----------------------|
| 1-Strongly Disagree |  | | 2.2% | 5 |
| 2-Somewhat Disagree |  | | 4.9% | 11 |
| 3-Neutral |  | | 8.1% | 18 |
| 4-Somewhat Agree |  | | 37.2% | 83 |
| 5-Strongly Agree |  | | 47.5% | 106 |
| 6-Don't know | | | 0.0% | 0 |
| | | | <i>answered question</i> | 223 |
| | | | <i>skipped question</i> | 0 |

| I am more interested in teaching and learning issues and questions since becoming involved in SoTL initiatives and research. | | | Response Percent | Response Count |
|---|--|--|---------------------------------|-----------------------|
| 1-Strongly Disagree |  | | 0.9% | 2 |
| 2-Somewhat Disagree |  | | 3.1% | 7 |
| 3-Neutral |  | | 9.0% | 20 |
| 4-Somewhat Agree |  | | 26.0% | 58 |
| 5-Strongly Agree |  | | 60.5% | 135 |
| 6-Don't know |  | | 0.5% | 1 |
| | | | <i>answered question</i> | 223 |
| | | | <i>skipped question</i> | 0 |

| I talk more to my colleagues about teaching and learning questions and issues since becoming involved in SoTL initiatives and research. | | | Response Percent | Response Count |
|--|--|--|---------------------------------|-----------------------|
| 1-Strongly Disagree |  | | 0.9% | 2 |
| 2-Somewhat Disagree |  | | 3.2% | 7 |
| 3-Neutral |  | | 5.4% | 12 |
| 4-Somewhat Agree |  | | 38.0% | 84 |
| 5-Strongly Agree |  | | 52.5% | 116 |
| 6-Don't know | | | 0.0% | 0 |
| | | | <i>answered question</i> | 221 |
| | | | <i>skipped question</i> | 0 |







| My involvement in reading and doing SoTL work has an influence on my students' learning through my teaching. | | | Response Percent | Response Count |
|---|--|--|---------------------------------|-----------------------|
| 1-Strongly Disagree |  | | 0.5% | 1 |
| 2-Somewhat Disagree |  | | 1.4% | 3 |
| 3-Neutral |  | | 7.3% | 16 |
| 4-Somewhat Agree |  | | 31.5% | 69 |
| 5-Strongly Agree |  | | 53.0% | 116 |
| 6-Don't know |  | | 6.4% | 14 |
| | | | <i>answered question</i> | 219 |
| | | | <i>skipped question</i> | 0 |







| I think I am a better teacher since becoming involved in SoTL initiatives. | | | Response Percent | Response Count |
|---|--|--|---------------------------------|-----------------------|
| 1-Strongly Disagree | | | 0.9% | 2 |
| 2-Somewhat Disagree | | | 0.9% | 2 |
| 3-Neutral | | | 7.3% | 16 |
| 4-Somewhat Agree | | | 38.8% | 85 |
| 5-Strongly Agree | | | 50.7% | 111 |
| 6-Don't know | | | 1.4% | 3 |
| | | | <i>answered question</i> | 219 |
| | | | <i>skipped question</i> | 0 |

| I value my own and other's SoTL research more now than I did before I got involved in SoTL initiatives or in doing SoTL research. | | | Response Percent | Response Count |
|--|--|--|---------------------------------|-----------------------|
| 1-Strongly Disagree | | | 2.3% | 5 |
| 2-Somewhat Disagree | | | 1.4% | 3 |
| 3-Neutral | | | 11.8% | 26 |
| 4-Somewhat Agree | | | 25.0% | 55 |
| 5-Strongly Agree | | | 57.7% | 127 |
| 6-Don't know | | | 1.8% | 4 |
| | | | <i>answered question</i> | 220 |
| | | | <i>skipped question</i> | 0 |

| I am more interested in doing additional research on teaching and learning questions and issues since becoming involved in SoTL initiatives and research. | | | Response Percent | Response Count |
|--|--|--|---------------------------------|-----------------------|
| 1-Strongly Disagree | | | 1.4% | 3 |
| 2-Somewhat Disagree | | | 5.9% | 13 |
| 3-Neutral | | | 5.9% | 13 |
| 4-Somewhat Agree | | | 29.3% | 65 |
| 5-Strongly Agree | | | 56.8% | 126 |
| 6-Don't know | | | 0.9% | 2 |
| | | | <i>answered question</i> | 222 |
| | | | <i>skipped question</i> | 0 |

| I plan to continue to do SoTL research now that I have become involved in SoTL initiatives. | | | Response Percent | Response Count |
|--|--|--|---------------------------------|-----------------------|
| 1-Strongly Disagree | | | 0.9% | 2 |
| 2-Somewhat Disagree | | | 3.2% | 7 |
| 3-Neutral | | | 8.1% | 18 |
| 4-Somewhat Agree | | | 30.8% | 68 |
| 5-Strongly Agree | | | 54.3% | 120 |
| 6-Don't know | | | 2.7% | 6 |
| | | | <i>answered question</i> | 221 |
| | | | <i>skipped question</i> | 0 |

| I tell my students about the results of my SoTL work. | | | Response Percent | Response Count |
|--|--|--|---------------------------------|-----------------------|
| 1-Strongly Disagree |  | | 5.9% | 13 |
| 2-Somewhat Disagree |  | | 7.7% | 17 |
| 3-Neutral |  | | 14.6% | 32 |
| 4-Somewhat Agree |  | | 43.2% | 95 |
| 5-Strongly Agree |  | | 26.4% | 58 |
| 6-Don't know |  | | 2.3% | 5 |
| | | | <i>answered question</i> | 220 |
| | | | <i>skipped question</i> | 0 |

| I teach differently because of the results of my SoTL work. | | | Response Percent | Response Count |
|--|--|--|---------------------------------|-----------------------|
| 1-Strongly Disagree |  | | 0.5% | 1 |
| 2-Somewhat Disagree |  | | 1.4% | 3 |
| 3-Neutral |  | | 4.5% | 10 |
| 4-Somewhat Agree |  | | 48.0% | 106 |
| 5-Strongly Agree |  | | 43.0% | 95 |
| 6-Don't know |  | | 2.7% | 6 |
| | | | <i>answered question</i> | 221 |
| | | | <i>skipped question</i> | 0 |

| I incorporate the results of SoTL research into the design and teaching of my courses. | | | Response Percent | Response Count |
|---|--|--|---------------------------------|-----------------------|
| 1-Strongly Disagree | | | 0.9% | 2 |
| 2-Somewhat Disagree | | | 0.9% | 2 |
| 3-Neutral | | | 4.5% | 10 |
| 4-Somewhat Agree | | | 33.5% | 74 |
| 5-Strongly Agree | | | 59.3% | 131 |
| 6-Don't know | | | 0.9% | 2 |
| | | | <i>answered question</i> | 221 |
| | | | <i>skipped question</i> | 0 |







| I have changed the content of my courses based on SoTL work I have read or completed. | | | Response Percent | Response Count |
|--|--|--|---------------------------------|-----------------------|
| 1-Strongly Disagree | | | 1.4% | 3 |
| 2-Somewhat Disagree | | | 4.5% | 10 |
| 3-Neutral | | | 12.7% | 28 |
| 4-Somewhat Agree | | | 38.0% | 84 |
| 5-Strongly Agree | | | 42.1% | 93 |
| 6-Don't know | | | 1.4% | 3 |
| | | | <i>answered question</i> | 221 |
| | | | <i>skipped question</i> | 0 |




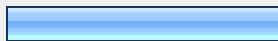


| I endeavor to involve students in my SoTL work. | | | Response Percent | Response Count |
|--|--|--|---------------------------------|-----------------------|
| 1-Strongly Disagree | | | 4.1% | 9 |
| 2-Somewhat Disagree | | | 14.5% | 32 |
| 3-Neutral | | | 21.7% | 48 |
| 4-Somewhat Agree | | | 33.9% | 75 |
| 5-Strongly Agree | | | 22.2% | 49 |
| 6-Don't know | | | 3.6% | 8 |
| | | | <i>answered question</i> | 221 |
| | | | <i>skipped question</i> | 0 |







| I have endeavored to get one or more colleagues in my department involved in doing SoTL work. | | | Response Percent | Response Count |
|--|--|--|---------------------------------|-----------------------|
| 1-Strongly Disagree | | | 4.1% | 9 |
| 2-Somewhat Disagree | | | 12.8% | 28 |
| 3-Neutral | | | 10.5% | 23 |
| 4-Somewhat Agree | | | 32.9% | 72 |
| 5-Strongly Agree | | | 38.8% | 85 |
| 6-Don't know | | | 0.9% | 2 |
| | | | <i>answered question</i> | 219 |
| | | | <i>skipped question</i> | 0 |







| I have talked with one or more of my colleagues about my SoTL work. | | | Response Percent | Response Count |
|--|--|--|---------------------------------|-----------------------|
| 1-Strongly Disagree | | | 0.5% | 1 |
| 2-Somewhat Disagree | | | 1.8% | 4 |
| 3-Neutral | | | 3.7% | 8 |
| 4-Somewhat Agree | | | 29.7% | 65 |
| 5-Strongly Agree | | | 63.5% | 139 |
| 6-Don't know | | | 0.9% | 2 |
| | | | <i>answered question</i> | 219 |
| | | | <i>skipped question</i> | 0 |

| I have formally presented my SoTL research findings to my departmental colleagues. | | | Response Percent | Response Count |
|---|--|--|---------------------------------|-----------------------|
| 1-Strongly Disagree | | | 17.1% | 37 |
| 2-Somewhat Disagree | | | 17.1% | 37 |
| 3-Neutral | | | 15.7% | 34 |
| 4-Somewhat Agree | | | 17.1% | 37 |
| 5-Strongly Agree | | | 32.3% | 70 |
| 6-Don't know | | | 0.9% | 2 |
| | | | <i>answered question</i> | 217 |
| | | | <i>skipped question</i> | 0 |

| My departmental colleagues use the results of my SoTL work in their teaching. | | | Response Percent | Response Count |
|--|---|--|---------------------------------|-----------------------|
| 1-Strongly Disagree |  | | 21.6% | 47 |
| 2-Somewhat Disagree |  | | 17.9% | 39 |
| 3-Neutral |  | | 22.0% | 48 |
| 4-Somewhat Agree |  | | 17.4% | 38 |
| 5-Strongly Agree |  | | 6.4% | 14 |
| 6-Don't know |  | | 14.7% | 32 |
| | | | <i>answered question</i> | 218 |
| | | | <i>skipped question</i> | 0 |

| My departmental colleagues value SoTL research. | | | Response Percent | Response Count |
|--|---|--|---------------------------------|-----------------------|
| 1-Strongly Disagree |  | | 4.6% | 10 |
| 2-Somewhat Disagree |  | | 14.7% | 32 |
| 3-Neutral |  | | 25.2% | 55 |
| 4-Somewhat Agree |  | | 29.8% | 65 |
| 5-Strongly Agree |  | | 19.3% | 42 |
| 6-Don't know |  | | 6.4% | 14 |
| | | | <i>answered question</i> | 218 |
| | | | <i>skipped question</i> | 0 |

| SoTL work is now considered in tenure and promotion cases in my department. | | | Response Percent | Response Count |
|--|---|--|---------------------------------|-----------------------|
| 1-Strongly Disagree |  | | 9.2% | 20 |
| 2-Somewhat Disagree |  | | 9.2% | 20 |
| 3-Neutral |  | | 13.8% | 30 |
| 4-Somewhat Agree |  | | 30.3% | 66 |
| 5-Strongly Agree |  | | 18.4% | 40 |
| 6-Don't know |  | | 19.3% | 42 |
| | | | <i>answered question</i> | 218 |
| | | | <i>skipped question</i> | 0 |







| I have mentored one or more of my departmental colleagues in a SoTL project. | | | Response Percent | Response Count |
|---|---|--|---------------------------------|-----------------------|
| 1-Strongly Disagree |  | | 28.7% | 62 |
| 2-Somewhat Disagree |  | | 16.2% | 35 |
| 3-Neutral |  | | 14.8% | 32 |
| 4-Somewhat Agree |  | | 20.4% | 44 |
| 5-Strongly Agree |  | | 18.5% | 40 |
| 6-Don't know |  | | 1.4% | 3 |
| | | | <i>answered question</i> | 216 |
| | | | <i>skipped question</i> | 0 |







| SoTL work is now considered in tenure and promotion cases across my university. | | | Response Percent | Response Count |
|--|--|--|---------------------------------|-----------------------|
| 1-Strongly Disagree | | | 7.4% | 16 |
| 2-Somewhat Disagree | | | 11.6% | 25 |
| 3-Neutral | | | 18.1% | 39 |
| 4-Somewhat Agree | | | 25.0% | 54 |
| 5-Strongly Agree | | | 6.9% | 15 |
| 6-Don't know | | | 31.0% | 67 |
| | | | <i>answered question</i> | 216 |
| | | | <i>skipped question</i> | 0 |







| There is a campus-wide SoTL colloquium or event at least once a year on my campus. | | | Response Percent | Response Count |
|---|--|--|---------------------------------|-----------------------|
| 1-Strongly Disagree | | | 2.3% | 5 |
| 2-Somewhat Disagree | | | 3.2% | 7 |
| 3-Neutral | | | 2.8% | 6 |
| 4-Somewhat Agree | | | 18.1% | 39 |
| 5-Strongly Agree | | | 67.1% | 145 |
| 6-Don't know | | | 6.5% | 14 |
| | | | <i>answered question</i> | 216 |
| | | | <i>skipped question</i> | 0 |







| There is a teaching and learning center on my campus that coordinates SoTL initiatives and research. | | | Response Percent | Response Count |
|---|--|--|---------------------------------|-----------------------|
| 1-Strongly Disagree | | | 6.0% | 13 |
| 2-Somewhat Disagree | | | 5.1% | 11 |
| 3-Neutral | | | 7.4% | 16 |
| 4-Somewhat Agree | | | 12.5% | 27 |
| 5-Strongly Agree | | | 63.9% | 138 |
| 6-Don't know | | | 5.1% | 11 |
| | | | <i>answered question</i> | 216 |
| | | | <i>skipped question</i> | 0 |







| SoTL work is valued on my campus. | | | Response Percent | Response Count |
|--|--|--|---------------------------------|-----------------------|
| 1-Strongly Disagree | | | 0.0% | 0 |
| 2-Somewhat Disagree | | | 5.6% | 12 |
| 3-Neutral | | | 13.4% | 29 |
| 4-Somewhat Agree | | | 53.7% | 116 |
| 5-Strongly Agree | | | 21.8% | 47 |
| 6-Don't know | | | 5.6% | 12 |
| | | | <i>answered question</i> | 216 |
| | | | <i>skipped question</i> | 0 |




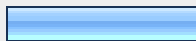


| I have mentored one or more non-departmental colleagues on a SoTL project. | | | Response Percent | Response Count |
|---|---|--|---------------------------------|-----------------------|
| 1-Strongly Disagree |  | | 26.2% | 56 |
| 2-Somewhat Disagree |  | | 13.6% | 29 |
| 3-Neutral |  | | 11.7% | 25 |
| 4-Somewhat Agree |  | | 21.0% | 45 |
| 5-Strongly Agree |  | | 25.2% | 54 |
| 6-Don't know |  | | 2.3% | 5 |
| | | | <i>answered question</i> | 214 |
| | | | <i>skipped question</i> | 0 |







| Most faculty and academic staff on my campus are aware of the SoTL movement. | | | Response Percent | Response Count |
|---|--|--|---------------------------------|-----------------------|
| 1-Strongly Disagree |  | | 1.9% | 4 |
| 2-Somewhat Disagree |  | | 12.6% | 27 |
| 3-Neutral |  | | 14.5% | 31 |
| 4-Somewhat Agree |  | | 43.9% | 94 |
| 5-Strongly Agree |  | | 9.8% | 21 |
| 6-Don't know |  | | 17.3% | 37 |
| | | | <i>answered question</i> | 214 |
| | | | <i>skipped question</i> | 0 |







| Most administrators on my campus are aware of the SoTL movement. | | | Response Percent | Response Count |
|---|---|--|---------------------------------|-----------------------|
| 1-Strongly Disagree |  | | 1.4% | 3 |
| 2-Somewhat Disagree |  | | 6.1% | 13 |
| 3-Neutral |  | | 11.2% | 24 |
| 4-Somewhat Agree |  | | 37.7% | 81 |
| 5-Strongly Agree |  | | 29.3% | 63 |
| 6-Don't know |  | | 14.4% | 31 |
| | | | <i>answered question</i> | 215 |
| | | | <i>skipped question</i> | 0 |







| On my campus, SoTL work is connected with institutional initiatives affecting student learning. | | | Response Percent | Response Count |
|--|--|--|---------------------------------|-----------------------|
| 1-Strongly Disagree |  | | 2.3% | 5 |
| 2-Somewhat Disagree |  | | 6.5% | 14 |
| 3-Neutral |  | | 10.2% | 22 |
| 4-Somewhat Agree |  | | 39.5% | 85 |
| 5-Strongly Agree |  | | 26.5% | 57 |
| 6-Don't know |  | | 14.9% | 32 |
| | | | <i>answered question</i> | 215 |
| | | | <i>skipped question</i> | 0 |

| My disciplinary society has a SoTL interest group or division. | | | Response Percent | Response Count |
|---|---|--|---------------------------------|-----------------------|
| 1-Strongly Disagree |  | | 12.2% | 26 |
| 2-Somewhat Disagree |  | | 10.3% | 22 |
| 3-Neutral |  | | 12.2% | 26 |
| 4-Somewhat Agree |  | | 16.4% | 35 |
| 5-Strongly Agree |  | | 29.4% | 63 |
| 6-Don't know |  | | 19.6% | 42 |
| | | | <i>answered question</i> | 214 |
| | | | <i>skipped question</i> | 0 |








| There are SoTL papers paneled at my national disciplinary conference. | | | Response Percent | Response Count |
|--|---|--|---------------------------------|-----------------------|
| 1-Strongly Disagree |  | | 9.4% | 20 |
| 2-Somewhat Disagree |  | | 10.3% | 22 |
| 3-Neutral |  | | 8.4% | 18 |
| 4-Somewhat Agree |  | | 20.6% | 44 |
| 5-Strongly Agree |  | | 37.4% | 80 |
| 6-Don't know |  | | 14.0% | 30 |
| | | | <i>answered question</i> | 214 |
| | | | <i>skipped question</i> | 0 |

| I have presented my SoTL research at a national disciplinary conference meeting. | | | Response Percent | Response Count |
|---|--|--|---------------------------------|-----------------------|
| 1-Strongly Disagree |  | | 33.3% | 71 |
| 2-Somewhat Disagree |  | | 11.3% | 24 |
| 3-Neutral |  | | 8.0% | 17 |
| 4-Somewhat Agree |  | | 7.0% | 15 |
| 5-Strongly Agree |  | | 39.9% | 85 |
| 6-Don't know |  | | 0.5% | 1 |
| | | | <i>answered question</i> | 213 |
| | | | <i>skipped question</i> | 0 |

| I have presented my SoTL research at a regional disciplinary conference meeting. | | | Response Percent | Response Count |
|---|---|--|---------------------------------|-----------------------|
| 1-Strongly Disagree |  | | 36.5% | 78 |
| 2-Somewhat Disagree |  | | 14.5% | 31 |
| 3-Neutral |  | | 11.2% | 24 |
| 4-Somewhat Agree |  | | 7.5% | 16 |
| 5-Strongly Agree |  | | 29.4% | 63 |
| 6-Don't know |  | | 0.9% | 2 |
| | | | <i>answered question</i> | 214 |
| | | | <i>skipped question</i> | 0 |







| I have presented my SoTL research at a state disciplinary conference meeting. | | | Response Percent | Response Count |
|--|--|--|--------------------------|-----------------------|
| 1-Strongly Disagree |  | | 40.8% | 86 |
| 2-Somewhat Disagree |  | | 13.7% | 29 |
| 3-Neutral |  | | 9.5% | 20 |
| 4-Somewhat Agree |  | | 7.6% | 16 |
| 5-Strongly Agree |  | | 28.0% | 59 |
| 6-Don't know |  | | 0.5% | 1 |
| | | | answered question | 211 |
| | | | skipped question | 0 |

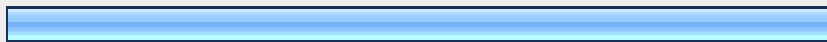
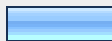
| What is your discipline? | | Response Count |
|---------------------------------|--|--------------------------|
| | | 178 |
| | | answered question |
| | | 178 |
| | | skipped question |
| | | 0 |

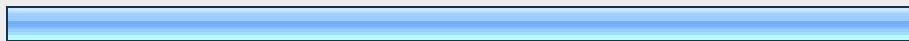

| Enter the approximate number of years you have been involved with SoTL initiatives or research. | | | Response Percent | Response Count |
|--|---|--|--------------------------|-----------------------|
| less than 1 year |  | | 5.2% | 11 |
| 1-2 years |  | | 26.1% | 55 |
| 3-4 years |  | | 29.9% | 63 |
| 5-6 years |  | | 20.9% | 44 |
| 7-8 years |  | | 7.1% | 15 |
| 9-10 years |  | | 3.3% | 7 |
| more than 10 years |  | | 9.0% | 19 |
| | | | answered question | 211 |
| | | | skipped question | 0 |

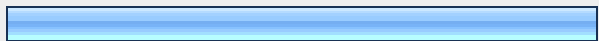

| Indicate the approximate number of SoTL research projects you have undertaken. | | | Response Percent | Response Count |
|---|--|--|---------------------------------|-----------------------|
| no projects | | | 3.4% | 7 |
| 1-2 research projects | | | 52.9% | 110 |
| 3-4 research projects | | | 31.3% | 65 |
| 5-6 research projects | | | 8.2% | 17 |
| 7-8 research projects | | | 1.9% | 4 |
| 9-10 research projects | | | 1.4% | 3 |
| 11-20 research projects | | | 0.5% | 1 |
| more than 20 projects | | | 0.5% | 1 |
| | | | <i>answered question</i> | 208 |
| | | | <i>skipped question</i> | 0 |

| Indicate the approximate number of SoTL research projects you have completed and PRESENTED. | | | Response Percent | Response Count |
|--|--|--|---------------------------------|-----------------------|
| no projects presented | | | 20.5% | 43 |
| 1-2 projects presented | | | 52.9% | 111 |
| 3-4 projects presented | | | 19.1% | 40 |
| 5-6 projects presented | | | 5.7% | 12 |
| 7-8 projects presented | | | 1.4% | 3 |
| 9-10 projects presented | | | 0.0% | 0 |
| 11-20 projects presented | | | 1.0% | 2 |
| more than 20 projects presented | | | 0.0% | 0 |
| | | | <i>answered question</i> | 210 |
| | | | <i>skipped question</i> | 0 |



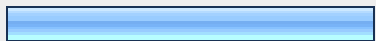
| Indicate the approximate number of SoTL research projects you have completed and PUBLISHED. | | | Response Percent | Response Count |
|--|--|--|--------------------------|-----------------------|
| no projects published |  | | 64.6% | 135 |
| 1-2 projects published |  | | 27.8% | 58 |
| 3-4 projects published |  | | 4.8% | 10 |
| 5-6 projects published |  | | 1.4% | 3 |
| 7-8 projects published |  | | 1.0% | 2 |
| 9-10 projects published | | | 0.0% | 0 |
| 11-20 projects published |  | | 0.5% | 1 |
| more than 20 projects published | | | 0.0% | 0 |
| | | | answered question | 209 |
| | | | skipped question | 0 |

| What is your position? | | | Response Percent | Response Count |
|-------------------------------|--|--|--------------------------|-----------------------|
| 1. Faculty |  | | 88.5% | 185 |
| 2. Academic Staff |  | | 11.5% | 24 |
| | | | answered question | 209 |
| | | | skipped question | 0 |

| What is your employment status? | | | Response Percent | Response Count |
|--|--|--|--------------------------|-----------------------|
| 1. Full time |  | | 97.1% | 200 |
| 2. Part time |  | | 2.9% | 6 |
| | | | answered question | 206 |
| | | | skipped question | 0 |

| What is your gender? | | | Response Percent | Response Count |
|----------------------|--|--|--------------------------|----------------|
| 1. Female |  | | 63.9% | 131 |
| 2. Male |  | | 36.1% | 74 |
| | | | <i>answered question</i> | 205 |
| | | | <i>skipped question</i> | 0 |

| What is the name of the college/university where you are employed? | | Response Count |
|--|--|--------------------------|
| | | 201 |
| | | <i>answered question</i> |
| | | 201 |
| | | <i>skipped question</i> |
| | | 0 |

| The level of courses I teach are | | | Response Percent | Response Count |
|----------------------------------|--|--|--------------------------|----------------|
| 1. Undergraduate |  | | 59.2% | 122 |
| 2. Graduate |  | | 1.5% | 3 |
| 3. Both |  | | 39.3% | 81 |
| | | | <i>answered question</i> | 206 |
| | | | <i>skipped question</i> | 0 |

| Please tell us anything else you would like us to know about the ways your SoTL experiences or research have had an impact. | | Response Count |
|---|--|--------------------------|
| | | 71 |
| | | <i>answered question</i> |
| | | 71 |
| | | <i>skipped question</i> |
| | | 0 |